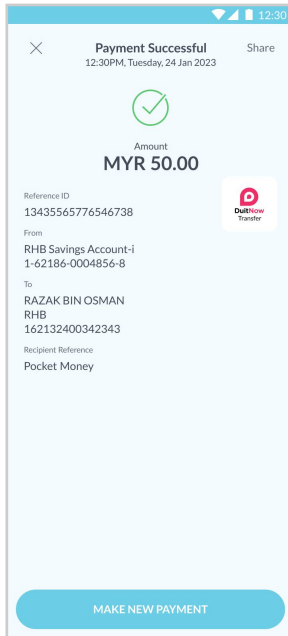


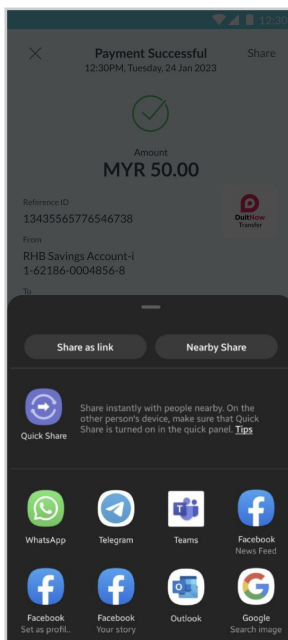
How to send or share a transaction receipt

Simple ways to share receipts.



Step 1

Log in to the RHB Mobile Banking App and perform a payment.

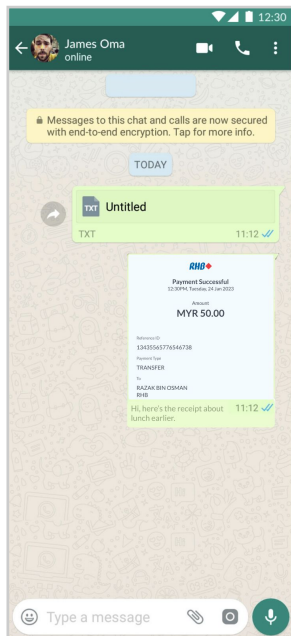


Step 2

On the 'Payment Successful' screen, click 'Share' at the top right corner.

How to send or share a transaction receipt

Simple ways to share receipts.



Step 3

Choose the App you would like to share receipt via (i.e. WhatsApp) and click Send.