

RHB MULTI ASSET REGULAR INCOME FUND

The Fund aims to provide regular income and medium to long term capital growth through a multi asset strategy.

INVESTOR PROFILE

This Fund is suitable for Investors who:

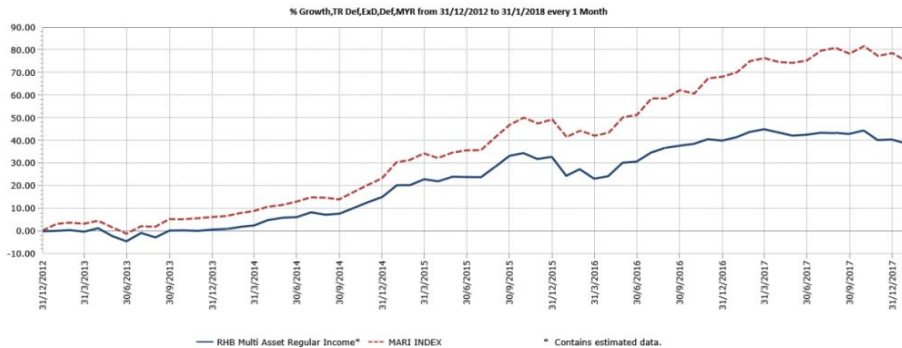
- seek regular income and capital growth over the medium to long term;
- are willing to accept moderate risk in their investments; and
- wish to benefit from investment exposure in the Asia and Asia Pacific (ex Japan) region.

INVESTMENT STRATEGY

- 65% - 98% of NAV: Investments in Asian (ex Japan) debt instruments/bonds, Asia Pacific (ex Japan) dividend equities and Asia Pacific (ex Japan) REITs.
- 2% - 35% of NAV: Investments in liquid assets including money market instruments and deposits with financial institutions.

FUND PERFORMANCE ANALYSIS

Performance Chart Since Launch*



Cumulative Performance (%)*

	1 Month	3 Months	6 Months	YTD
Fund	-1.31	-4.05	-3.50	-1.31
Benchmark	-2.09	-3.73	-2.67	-2.09

	1 Year	3 Year	5 Year	Since Launch
Fund	-2.17	15.17	38.16	38.47
Benchmark	2.79	34.29	69.67	74.82

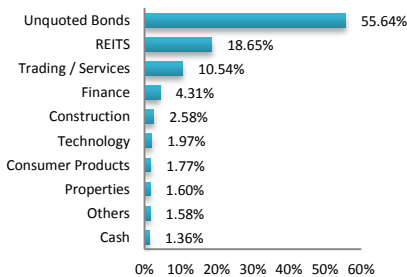
Calendar Year Performance (%)*

	2017	2016	2015	2014	2013
Fund	0.19	5.41	15.46	14.19	0.77
Benchmark	6.19	12.65	21.25	16.30	6.12

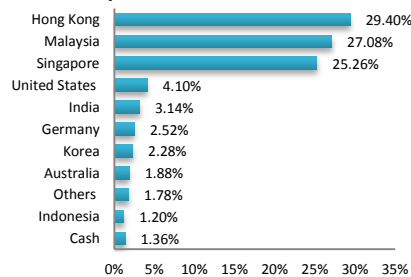
Source: Lipper IM

FUND PORTFOLIO ANALYSIS

Sector Allocation*



Country Allocation*



Top Holdings (%)*

PLUS BHD IMTN	4.72%	12.01.2026	8.13
TNB	4.95%	(03/08/2032)	8.09
DOUBLE ROSY LTD	3.625%	(18/11/2019)	5.02
PUTRAJAYA IMTN	4.58%	26/05/2026	4.84
BEIJING GAS SGCAPITAL	2.75%	(31.5.22)	3.64

*As percentage of NAV

FUND STATISTICS

Historical NAV (RM)

	1 Month	12 Months	Since Launch
High	0.5395	0.5978	0.6266
Low	0.5232	0.5232	0.4636

Source: Lipper IM

Historical Distributions (Last 4 Quarters) (Net)

	Distribution (sen)	Yield (%)
29 Jan 2018	0.8500	1.57
26 Oct 2017	0.8500	1.52
20 Jul 2017	1.4500	2.54
23 May 2017	1.5000	2.54

Source: RHB Asset Management Sdn. Bhd.

RHB MULTI ASSET REGULAR INCOME FUND

The Fund aims to provide regular income and medium to long term capital growth through a multi asset strategy.

MANAGER'S COMMENTS

MARKET REVIEW

MSCI AC Asia Pacific ex Japan Index and MSCI AC South East Asia Index returned 2.5% and 1.5% respectively. MSCI China Index and MSCI Thailand Index were among the best performing indices with returns of 8.0% and 4.0% respectively. The worst performing indices were MSCI Australia Index and MSCI Philippines Index with returns of -1.5% and -5.1% respectively.

China's GDP grew 6.8% YoY in 4Q2017, above expectations of 6.7%. Manufacturing PMI was flat at 51.5 with CPI expanding to 1.8% YoY. Taiwan's Industrial Production expanded 1.2% YoY, retracing from 1.3% the month before. This was due to slower growth in the machinery and motor vehicle parts. South Korea's Industrial Production declined -6.0% YoY, dropping further from -1.7% a month earlier. Bank Negara Malaysia raised its Overnight Policy Rate by 25bps to 3.25%, the first hike since July 2014. Philippines GDP in 4Q17 was strong at +6.6% YoY.

MARKET OUTLOOK AND STRATEGY

US real GDP grew 2.6% QoQ in the 3Q 2017 and missed expectations of 3.0%. The GDP miss was due to strength in goods imports and inventory accumulation. Inflation were slightly better than expected with CPI increasing 2.12% YoY, above the consensus estimates of 2.1%. The pick-up in inflation was attributed to increase in rent and prices of new cars. The United States had its first government shutdown in nearly five years. The shutdown lasted for three days before politicians agree to keep the government temporarily funded to 8 February.

The Fund is defensively positioned with a balanced portfolio of Asia equities, REITs and bonds. The Asia bonds provide sustainable coupon yields and provides stability during uncertain times. In addition, the Fund is positioned into high quality Asia stocks in structurally strong markets/sectors and companies with improving earnings and/or dividend.

DISCLAIMER:

Based on the fund's portfolio returns as at 15 January 2018, the Volatility Factor (VF) for this fund is 7.4 and is classified as "Moderate". (source: Lipper) "Moderate" includes funds with VF that are above 6.0 but not more than 8.0 (source: Lipper). The VF means there is a possibility for the fund in generating an upside return or downside return around this VF. The Volatility Class (VC) is assigned by Lipper based on quintile ranks of VF for qualified funds. VF is subject to monthly revision and VC will be revised every six months. The fund's portfolio may have changed since this date and there is no guarantee that the fund will continue to have the same VF or VC in the future. Presently, only funds launched in the market for at least 36 months will display the VF and its VC. The VC referred to was dated 31 December 2017 which is calculated once every six months and is valid until its next calculation date, i.e. 30 June 2018.

A Product Highlights Sheet ("PHS") highlighting the key features and risks of the Fund is available and investors have the right to request for a PHS. Investors are advised to obtain, read and understand the PHS and the contents of the Master Prospectus dated 6 October 2017 and its supplementary(ies) (if any) ("the Master Prospectus") before investing. The Master Prospectus has been registered with the Securities Commission Malaysia who takes no responsibility for its contents. Amongst others, investors should consider the fees and charges involved. Investors should also note that the price of units and distributions payable, if any, may go down as well as up. Where a distribution is declared, investors are advised that following the issue of additional units/distribution, the NAV per unit will be reduced from cum-distribution NAV to ex-distribution NAV. Any issue of units to which the Master Prospectus relates will only be made on receipt of a form of application referred to in the Master Prospectus. For more details, please call 1-800-88-3175 for a copy of the PHS and the Master Prospectus or collect one from any of our branches or authorised distributors.

The Manager wishes to highlight the specific risks of the Fund are currency risks, country risk, regional risk, liquidity risk, default and credit risk, interest rate risk, risk of using rating agencies and other third parties, REITs management risk, real estate risk and derivative risk. These risks and other general risks are elaborated in the Master Prospectus. This factsheet is prepared for information purposes only. It does not have regard to the specific investment objectives, financial situation and the particular needs of any specific person who may receive it. Past performance is not necessarily a guide to future performance. Returns may vary from year to year.

RHB Asset Management Sdn Bhd (174588-x)

Head Office: Level 8, Tower 2 & 3, RHB Centre, 50400 Kuala Lumpur

General Line: 603-9205 8000

www.rhbgroup.com

 RHB Group
  @RHBGroup
  RHB Group
  RHBGroup

RHB Asset Management Sdn Bhd (174588-X)

