

RHB ASIA PACIFIC FUND

This Fund aims to achieve long term capital appreciation through investments in securities of companies listed or traded in emerging and developed markets.

INVESTOR PROFILE

This Fund is suitable for Investors who:

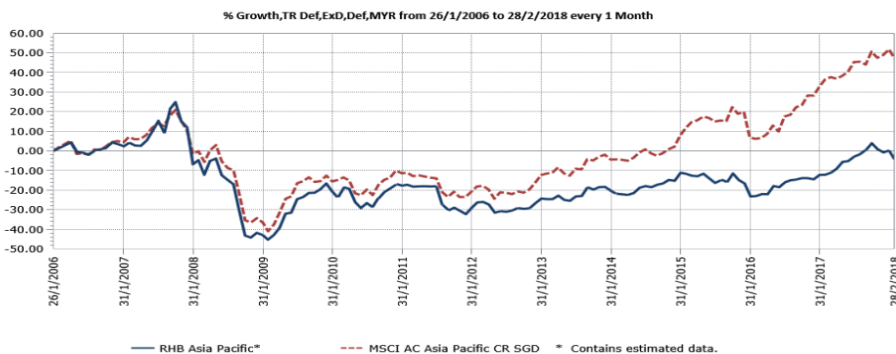
- wish to participate in the upside of the Asia Pacific markets;
- are willing to accept moderate to high risk in their investments;
- prefer capital growth rather than income over a long term period.

INVESTMENT STRATEGY

- Up to 98% of NAV: Investments in securities of and securities relating to companies that have high growth potential.
- 2% - 10% of NAV: Investments in liquid assets including bonds, money market instruments and deposits with financial institutions.

FUND PERFORMANCE ANALYSIS

Performance Chart Since Launch*



Cumulative Performance (%)*

	1 Month	3 Months	6 Months	YTD
Fund	-4.45	-5.07	-2.51	-3.46
Benchmark	-3.15	-0.31	1.10	-1.23

	1 Year	3 Years	5 Years	Since Launch
Fund	9.12	8.37	26.99	-4.11
Benchmark	7.85	31.82	66.44	46.98

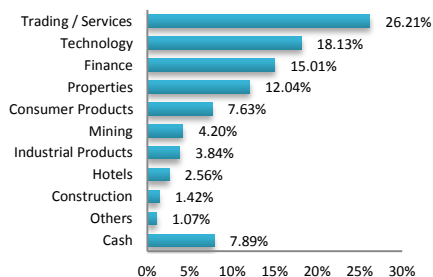
Calendar Year Performance (%)*

	2017	2016	2015	2014	2013
Fund	16.05	2.61	-1.76	3.89	11.26
Benchmark	16.11	6.92	17.54	4.12	17.04

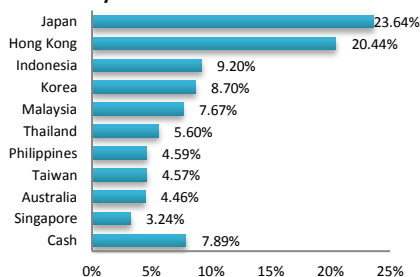
Source: Lipper IM

FUND PORTFOLIO ANALYSIS

Sector Allocation*



Country Allocation*



Top Holdings (%)*

FUJI SEAL INTERNATIONAL INC	6.60
TOKYO ELECTRON LTD	4.96
CHINA LIFE INSURANCE CO. LTDH	3.36
CAPITALAND LIMITED	3.24
SAMSUNG ELECTRONICS CO LTD	2.73

*As percentage of NAV

FUND STATISTICS

Historical NAV (RM)

	1 Month	12 Months	Since Launch
High	0.3821	0.4063	0.5975
Low	0.3562	0.3319	0.1994

Source: Lipper IM

FUND DETAILS

Manager	RHB Asset Management Sdn. Bhd.
Trustee	HSBC (Malaysia) Trustee Bhd
Fund Category	Equity Fund
Fund Type	Growth Fund
Launch Date	06 January 2006
Unit NAV	RM0.3651
Fund Size (million)	RM6.23
Units In Circulation (million)	17.07
Financial Year End	31 December
MER (as at 31 Dec 2017)	2.74%
Min. Initial Investment	RM1,000.00
Min. Additional Investment	RM100.00
Benchmark	MSCI AC Asia Pacific Index (RM)
Sales Charge	Up to 5.26% of investment amount*
Redemption Charge	None
Annual Management Fee	1.50% p.a. of NAV*
Annual Trustee Fee	Up to 0.07% p.a. of NAV*
Switching Fee	RM25.00 per switch*
Redemption Period	Within 10 days after receipt the request to repurchase
Distribution Policy	Annually, if any

*The implementation of GST will be effective from 1 April 2015 at the rate of 6% and the fees or charges payable is exclusive of GST.

*For the purpose of computing the annual management fee and annual trustee fee, the NAV of the Fund is exclusive of the management fee and trustee fee for the relevant day.



RHB ASIA PACIFIC FUND

This Fund aims to achieve long term capital appreciation through investments in securities of companies listed or traded in emerging and developed markets.

MANAGER'S COMMENTS

MARKET REVIEW

MSCI AC Asia Pacific ex Japan Index and MSCI AC South East Asia Index returned -4.4% and -1.0% respectively. The best performing indices were MSCI Thailand Index and MSCI Indonesia Index with returns of 2.5% and -2.7% respectively. MSCI China Index and MSCI Korea index were among the worst performing indices with returns of -5.9% and -5.8% respectively

China's manufacturing PMI was slightly below expectations at 50.3 vs. consensus of 51.1. This is the third consecutive monthly decline and was mainly driven by fall in production and new orders. Japan's annualized 4Q17 GDP was lower at 0.5% QoQ vs. expectations of 1% QoQ. Taiwan's 4Q17 GDP was slightly below expectations at 3.28% YoY vs. 3.3% YoY. Malaysia's 4Q17 GDP grew at 5.9% YoY with private investment doubling and public consumption boosted from higher oil prices. Thailand 4Q17 GDP fell 4% YoY from 4.3% YoY in 3Q17 with weakness coming from the agricultural sector. Thailand reported lower inflation from raw food prices and inadvertently impacts farm income which will likely see a continued weak rural consumption.

MARKET OUTLOOK AND STRATEGY

US real GDP grew 2.6% QoQ in the 3Q 2017 and missed expectations of 3.0%. The GDP miss was due to strength in goods imports and inventory accumulation. Core inflation surged higher in January at 1.8% YoY, higher than consensus expectations of 1.7% YoY. The pick-up in inflation was attributed to core good prices and used auto prices. President Trump signed a budget bill which ended an hours-long shutdown in the government.

The Fund is positioned into high quality Asia stocks in structurally strong markets/sectors and companies with improving earnings and/or dividend.

DISCLAIMER:

Based on the fund's portfolio returns as at 15 February 2018, the Volatility Factor (VF) for this fund is 9.0 and is classified as "High". (source: Lipper) "High" includes funds with VF that are above 8.0 but not more than 10.6 (source: Lipper). The VF means there is a possibility for the fund in generating an upside return or downside return around this VF. The Volatility Class (VC) is assigned by Lipper based on quintile ranks of VF for qualified funds. VF is subject to monthly revision and VC will be revised every six months. The fund's portfolio may have changed since this date and there is no guarantee that the fund will continue to have the same VF or VC in the future. Presently, only funds launched in the market for at least 36 months will display the VF and its VC. The VC referred to was dated 31 December 2017 which is calculated once every six months and is valid until its next calculation date, i.e. 30 June 2018.

A Product Highlights Sheet ("PHS") highlighting the key features and risks of the Fund is available and investors have the right to request for a PHS. Investors are advised to obtain, read and understand the PHS and the contents of the Master Prospectus dated 3 September 2017 and its supplementary(ies) (if any) ("the Master Prospectus") before investing. The Master Prospectus has been registered with the Securities Commission Malaysia who takes no responsibility for its contents. Amongst others, investors should consider the fees and charges involved. Investors should also note that the price of units and distributions payable, if any, may go down as well as up. Where a distribution is declared, investors are advised that following the issue of additional units/distribution, the NAV per unit will be reduced from cum-distribution NAV to ex-distribution NAV. Any issue of units to which the Master Prospectus relates will only be made on receipt of a form of application referred to in the Master Prospectus. For more details, please call 1-800-88-3175 for a copy of the PHS and the Master Prospectus or collect one from any of our branches or authorised distributors.

The Manager wishes to highlight the specific risks of the Fund are country risk and currency risk. These risks and other general risks are elaborated in the Master Prospectus. This factsheet is prepared for information purposes only. It does not have regard to the specific investment objectives, financial situation and the particular needs of any specific person who may receive it. Past performance is not necessarily a guide to future performance. Returns may vary from year to year.

