

### RHB EUROZONE INDEX BETA FUND

The Fund aims to achieve performance that closely corresponds to the performance of the Fund's benchmark by investing in one target fund.

#### INVESTOR PROFILE

This Fund is suitable for Investors who:

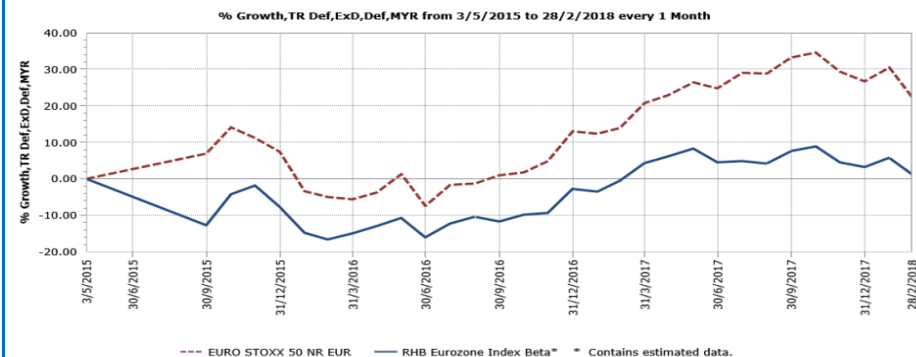
- are 'qualified investors' as defined in the Information Memorandum.

#### INVESTMENT STRATEGY

- At least 95% of NAV: Investments in the shares of iShares Core EURO STOXX 50 UCITS ETF.
- 2% to 5% of NAV: Investments in liquid assets including money market instruments and Placements of Cash.

#### FUND PERFORMANCE ANALYSIS

##### Performance Chart Since Launch\*



##### Cumulative Performance (%)\*

	1 Month	3 Months	6 Months	YTD
Fund	-4.19	-3.00	-2.79	-1.80
Benchmark	-6.15	-5.34	-4.95	-3.33

	1 Year	Since Launch
Fund	1.80	1.32
Benchmark	7.50	22.46

##### Calendar Year Performance (%)\*

	2017	2016
Fund	6.02	5.45
Benchmark	12.11	5.22

Source: Lipper IM

#### FUND DETAILS

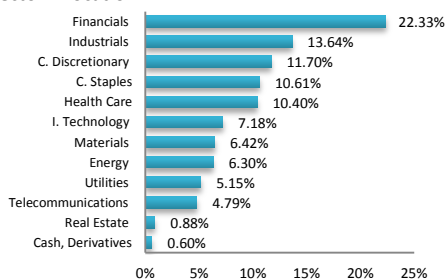
Investment Manager	RHB Asset Management Sdn. Bhd.
Trustee	HSBC (Malaysia) Trustee Bhd
Fund Category	Feeder (Exchange Traded) Fund
Fund Type	Tracking Fund
Launch Date	13 April 2015
Unit NAV	RM1.0132
Fund Size (million)	RM7.04
Units In Circulation (million)	6.95
Financial Year End	30 April
MER (as at 30 April 2017)	1.17%
Min. Initial Investment	RM20,000.00
Min. Additional Investment	RM20,000.00
Benchmark	EURO STOXX 50 Net Return Index
Sales Charge	Up to 2.00% of investment amount*
Redemption Charge	Up to 1.00% of redemption amount*
Annual Management Fee	1.00% p.a. of NAV*
Annual Trustee Fee	0.05% p.a. of NAV*
Switching Fee	Not applicable
Redemption Period	Within 10 days after receipt the request to repurchase
Distribution Policy	Annually, if any

\*The implementation of GST will be effective from 1 April 2015 at the rate of 6% and the fees or charges payable is exclusive of GST.

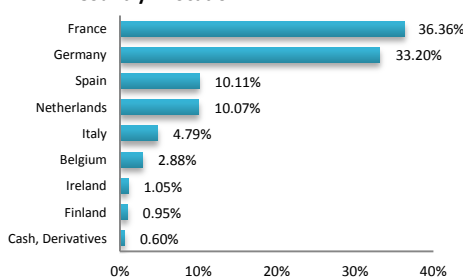
\*For the purpose of computing the annual management fee and annual trustee fee, the NAV of the Fund is exclusive of the management fee and trustee fee for the relevant day.

#### FUND PORTFOLIO ANALYSIS

##### Sector Allocation\*



##### Country Allocation\*



##### Top Holdings (%)\*

TOTAL SA	4.84
SIEMENS N AG	4.11
SAP	3.88
BANCO SANTANDER SA	3.68
BAYER AG	3.58

\*As percentage of NAV

\*Source: Black Rock, 31 December 2017, information will be updated on quarterly basis.

As at 28 February 2018, exposure in iShares Core EURO STOXX 50 UCITS ETF - 95.30%

#### FUND STATISTICS

##### Historical NAV (RM)

	1 Month	12 Months	Since Launch
High	1.0575	1.1025	1.1025
Low	0.9765	0.9765	0.7676

Source: Lipper IM

**RHB EUROZONE INDEX BETA FUND**

The Fund aims to achieve performance that closely corresponds to the performance of the Fund's benchmark by investing in one target fund.

**DISCLAIMER:**

A Product Highlights Sheet ("PHS") highlighting the key features and risks of the Fund is available and investors have the right to request for a PHS. Investors are advised to obtain, read and understand the PHS and the contents of the Information Memorandum dated 13 April 2015 and its supplementary(ies) (if any) ("the Information Memorandum") before investing. The Information Memorandum has been registered with the Securities Commission Malaysia who takes no responsibility for its contents. Amongst others, investors should consider the fees and charges involved. Investors should also note that the price of units and distributions payable, if any, may go down as well as up. Where a distribution is declared, investors are advised that following the issue of additional units/distribution, the NAV per unit will be reduced from cum-distribution NAV to ex-distribution NAV. Any issue of units to which the Information Memorandum relates will only be made on receipt of a form of application referred to in the Information Memorandum. The Fund are only offered to "qualified investors" as defined in the Information Memorandum. For more details, please call 1-800-88-3175 for a copy of the PHS and the Information Memorandum or collect one from any of our branches or authorised distributors.

The Manager wishes to highlight the specific risks for the Fund are management risk, currency risk, country risk and risks of investing in the shares of iShares Core EURO STOXX 50 UCITS ETF. These risks and other general risks are elaborated in the Information Memorandum.

This factsheet is prepared for information purposes only. It does not have regard to the specific investment objectives, financial situation and the particular needs of any specific person who may receive it. Past performance is not necessarily a guide to future performance. Returns may vary from year to year.