

RHB RESOURCES FUND

This Fund aims to achieve long term capital appreciation through investments in securities of companies whose businesses are in or are substantially related to the natural resources sectors.

INVESTOR PROFILE

This Fund is suitable for Investors who:

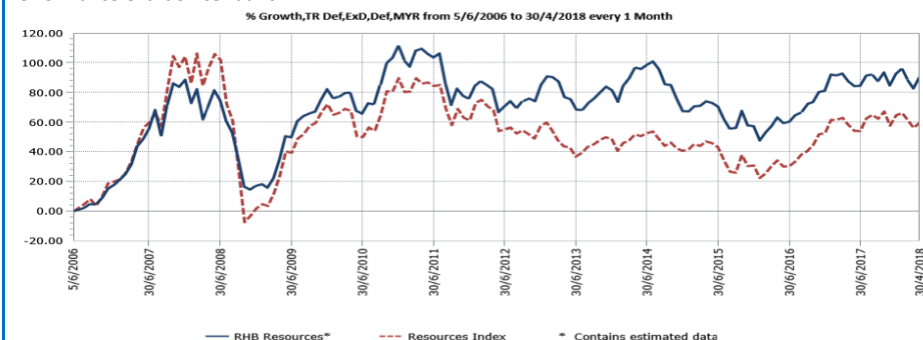
- wish to capitalise on the opportunities offered by the natural resources sectors;
- seek an investment well-diversified across the Asia Pacific markets;
- are willing to accept moderate to high risk in their investments; and
- prefer capital growth rather than income over a long term period.

INVESTMENT STRATEGY

- Up to 98% of NAV: Investments in securities of companies whose businesses are in or are substantially related to the natural resources sectors.
- 2% - 5% of NAV: Investments in liquid assets including bonds, money market instruments and deposits with financial institutions.

FUND PERFORMANCE ANALYSIS

Performance Chart Since Launch*



Cumulative Performance (%)*

	1 Month	3 Months	6 Months	YTD
Fund	4.08	-2.94	-1.62	-1.12
Benchmark	2.21	-3.98	-4.50	-3.05

	1 Year	3 Years	5 Years	Since Launch
Fund	1.54	9.24	7.61	90.30
Benchmark	0.93	8.36	10.86	59.55

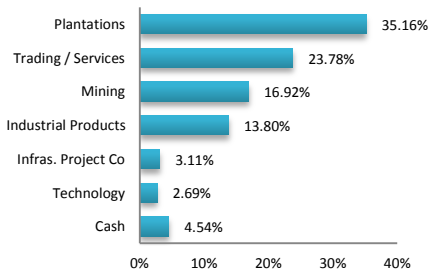
Calendar Year Performance (%)*

	2017	2016	2015	2014	2013
Fund	6.27	15.01	-6.04	-7.55	-2.12
Benchmark	7.73	16.58	-6.98	-5.53	-5.10

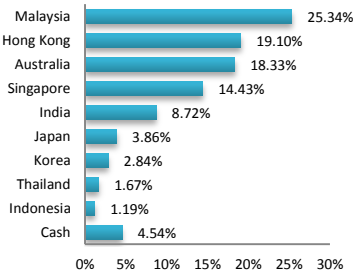
Source: Lipper IM

FUND PORTFOLIO ANALYSIS

Sector Allocation*



Country Allocation*



Top Holdings (%)*

KUALA LUMPUR KEPONG BHD	8.80
IOI CORPORATION BHD	8.08
CNOOC LIMITED	6.05
BHP BILLITON LTD	6.04
WILMAR INTERNATIONAL LTD	5.71

*As percentage of NAV

FUND STATISTICS

Historical NAV (RM)

	1 Month	12 Months	Since Launch
High	0.5840	0.6041	0.8501
Low	0.5563	0.5563	0.3965

Source: Lipper IM

RHB RESOURCES FUND

This Fund aims to achieve long term capital appreciation through investments in securities of companies whose businesses are in or are substantially related to the natural resources sectors.

MANAGER'S COMMENTS

MARKET REVIEW

The strengthening of the USD and political tensions were key events for the commodity sector for the month of April. After US announced sanction against Russia, Aluminium prices spiked to 5 year high of US\$ 2537/t before moderating into the \$2200-2250/t price region.

Oil prices resumed its rally into the month of April with Brent/WTI registering a high of US\$ 74.69/68.64 for the month. Riding on the momentum, energy related equities delivered +9.85% as clear winners for the month, resulting in our outperformance against the index.

Meanwhile, on the palm oil front, prices remain subdued as Indonesia and Malaysia is still in the process of working through its inventory. We are monitoring closely for the potential return of the biodiesel demand on the back of rising oil prices and Chinese buying news for a turn of fortunes for this sector.

MARKET OUTLOOK AND STRATEGY

We hold our long-term positive view over commodities, in view of strong manufacturing PMI data out of China for April. However, external factors including US-China trade dispute and climbing USD remain the two main overhangs for the stock market in the near term.

With the Asian reporting season well underway, we notice positive EPS upgrades for oil and gas as companies emerge out of their trough earnings; helped by positive trajectory in underlying commodities prices. As investors refocus on the earnings fundamental, energy related equities will continue its re-rating story. On the other hand, lacklustre earnings profile remains with the CPO related companies but we will watch closely for the turning point for this sector.

On the long-term investment themes, we like the proliferation of electric vehicle over the next few decades. We believe the improvement in battery technology and favourable government policy will drive the penetration of electric vehicle, presents ample opportunity for niche commodities such as molybdenum, lithium, nickel and cobalt in the long run.

DISCLAIMER:

Based on the fund's portfolio returns as at 15 April 2018, the Volatility Factor (VF) for this fund is 11.6 and is classified as "Very High". (source: Lipper) "Very High" includes funds with VF that are more than 10.6 (source: Lipper). The VF means there is a possibility for the fund in generating an upside return or downside return around this VF. The Volatility Class (VC) is assigned by Lipper based on quintile ranks of VF for qualified funds. VF is subject to monthly revision and VC will be revised every six months. The fund's portfolio may have changed since this date and there is no guarantee that the fund will continue to have the same VF or VC in the future. Presently, only funds launched in the market for at least 36 months will display the VF and its VC. The VC referred to was dated 31 December 2017 which is calculated once every six months and is valid until its next calculation date, i.e. 30 June 2018.

A Product Highlights Sheet ("PHS") highlighting the key features and risks of the Fund is available and investors have the right to request for a PHS. Investors are advised to obtain, read and understand the PHS and the contents of the Master Prospectus dated 3 September 2017 and its supplementary(ies) (if any) ("the Master Prospectus") before investing. The Master Prospectus has been registered with the Securities Commission Malaysia who takes no responsibility for its contents. Amongst others, investors should consider the fees and charges involved. Investors should also note that the price of units and distributions payable, if any, may go down as well as up. Where a distribution is declared, investors are advised that following the issue of additional units/distribution, the NAV per unit will be reduced from cum-distribution NAV to ex-distribution NAV. Any issue of units to which the Master Prospectus relates will only be made on receipt of a form of application referred to in the Master Prospectus. For more details, please call 1-800-88-3175 for a copy of the PHS and the Master Prospectus or collect one from any of our branches or authorised distributors.

The Manager wishes to highlight the specific risks of the Fund are price volatility, focus on natural resources sectors, changes in environmental regulations and laws, country risk and currency risk. These risks and other general risks are elaborated in the Master Prospectus.

This factsheet is prepared for information purposes only. It does not have regard to the specific investment objectives, financial situation and the particular needs of any specific person who may receive it. Past performance is not necessarily a guide to future performance. Returns may vary from year to year.