

### RHB GLOBAL NEW STARS FUND

This Fund aims to achieve medium to long term capital appreciation by investing in initial public offerings ("IPOs"), pre-IPO securities, post-IPO listed securities, debt securities and/or deposits.

#### INVESTMENT STRATEGY

- Up to 98% of NAV: Investments in post-IPO listed securities of approved markets issued within 3 years of their IPOs at the time of investment and securities offered through IPOs which have been approved for listing in the approved markets ("Post-IPO Portion" and "IPO Portion").
- Up to 10% of NAV: Investments in privately placed pre-IPO securities of companies which are established in the approved markets, that is pre-IPO deals of which the investee companies are targeting to obtain a listing on an approved stock exchange, and other corporate finance deals ("Pre-IPO Portion").
- 2% - 5% of NAV: Investments in liquid assets.

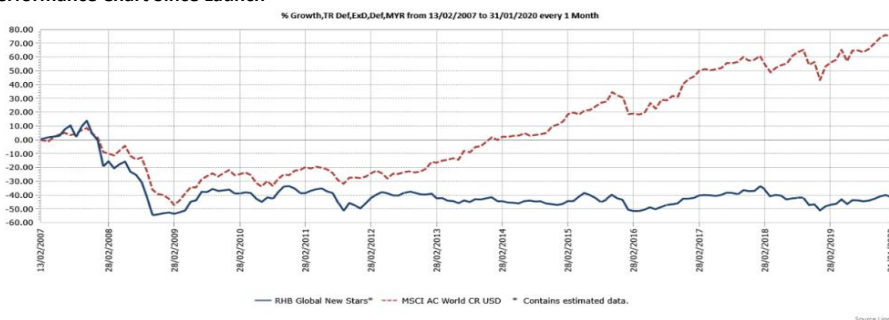
#### INVESTOR PROFILE

This Fund is suitable for investors who:

- are optimistic about investments in companies in the early growth stages;
- wish to participate in the potential upside of IPO;
- seek an investment well diversified across global markets;
- are fairly aggressive and willing to accept moderate to high risk in their investments; and
- prefer capital growth over a medium to long term period.

#### FUND PERFORMANCE ANALYSIS

##### Performance Chart Since Launch\*



##### Cumulative Performance (%)\*

	1 Month	3 Months	6 Months	YTD
Fund	-2.44	2.15	4.35	-2.44
Benchmark	-0.99	2.52	5.80	-0.99

	1 Year	3 Years	5 Years	Since Launch
Fund	12.88	1.25	9.26	-41.47
Benchmark	13.78	19.32	53.78	74.17

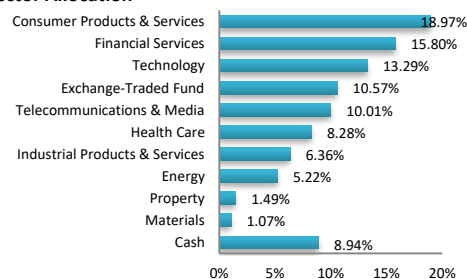
##### Calendar Year Performance (%)\*

	2019	2018	2017	2016	2015
Fund	22.78	-22.60	10.38	1.77	6.38
Benchmark	22.79	-9.31	9.72	10.36	17.57

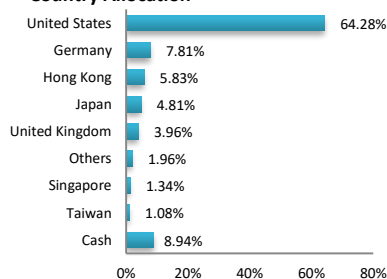
Source: Lipper IM

#### FUND PORTFOLIO ANALYSIS

##### Sector Allocation\*



##### Country Allocation\*



##### Top Holdings (%)\*

ALPHABET INC	3.77
APPLE INC	3.29
SIEMENS AG	3.27
EXXON MOBIL CORP	2.96
AMAZON.COM INC	2.75

\*As percentage of NAV

#### FUND STATISTICS

##### Historical NAV (RM)

	1 Month	12 Months	Since Launch
High	0.2874	0.2874	0.5417
Low	0.2761	0.2418	0.2098

Source: Lipper IM

## RHB GLOBAL NEW STARS FUND

This Fund aims to achieve medium to long term capital appreciation by investing in initial public offerings ("IPOs"), pre-IPO securities, post-IPO listed securities, debt securities and/or deposits.

### MANAGER'S COMMENTS

#### MARKET REVIEW

The global market started the year with a decline of 1.2% in the month of January due to the outbreak of the Coronavirus (2019-nCov). The energy (-9.1%) sector was particularly under pressure, with WTI oil prices sinking below USD50 per barrel over concern of weaker consumption from China. Cyclical sectors such as materials (-5.7%) and financials (-3.4%) were also affected. On the other side, utilities (4.7%) and information technology (2.7%) were the two sectors that registered gains. Within regions, United States (+0.1%) outperformed, while Asia ex-Japan (-4.5%), UK (-3.8%), Europe (-2.6%) and Japan (-1.4%) underperformed.

The Coronavirus outbreak was first discovered on 8 December 2019 and notified by World Health Organization on 31 December. The World Health Organization has declared the coronavirus outbreak a "Public Health Emergency of International Concern" but has not yet recommended a travel ban. As of 4 February 2020, 194 out of the total 20,679 confirmed cases recorded was outside of China. Following a rise in the number of reported cases of virus outside of China, there are increasing numbers of countries, including the US, Japan, Singapore and Australia, that have announced travel bans, not only for residents and visitors to Wuhan, but for all those who have recently been to China.

While the virus should negatively impact China's growth, Chinese authorities are willing to provide additional stimulus if necessary. So far, the PBOC is pledging to inject liquidity into the system via reserve repo while lower policy rates by 10bps. As the Chinese economy is now much larger when compared to 2003 during the SARS epidemic (Nominal GDP of about USD14 trillion vs USD1.5 trillion in 2003) and more connected to the rest of the world, the impact on global growth would be significantly higher this time. Investors should continue to pay attention to the number of new cases of the virus. An increasing number of studies are pointing to an RO of around 2.5 – which could indicate a peak in the number of cases potentially within two weeks if the situation is contained.

Over in the US, the Federal Reserve announced that it would hold its benchmark rate between 1.5% - 1.75%, marking no change since the latter part of 2019. The Federal Reserve made a technical adjustment to the interest on excess reserves rate by 5bps to 1.6% in order to foster trading of the fed funds rate well within the target range. There is a dovish shift to the statement language suggesting more resolution to the transition to an average inflation target. The FOMC is scheduled to conclude its policy framework review around mid-2020.

The European Central Bank (ECB) was uneventful, but it did express a slight improvement in its economic outlook. QE program with net purchases of government and corporate debt at a monthly pace of EUR20 billion was resumed since 1 November. European growth was expected to pick up gradually in 2020, driven by stabilization in the manufacturing sector, modest fiscal impulse, and a resolution of Brexit uncertainties. The UK finally left the European Union (EU) on 31 January and now the focus has shifted to how UK Prime Minister Boris Johnson navigates to achieve a new trade deal with the EU. The Bank of Japan also kept its monetary policy unchanged.

#### STRATEGY

In view of the current uncertainties surrounding the Coronavirus, the portfolios have adopted a defensive stance with increased cash levels. The portfolio have already reduced travel related, cyclical sectors, China offline retail and China property. We will continue to be positive on sectors including healthcare, E-commerce, domestic express delivery and online gaming sectors. With the higher cash levels, we will continue to be nimble to try to take advantage of stocks and sectors that will inevitably be over sold as the situation possibly worsens over the course of the next few weeks.

#### DISCLAIMER:

Based on the fund's portfolio returns as at 10 January 2020, the Volatility Factor (VF) for this fund is 12.8 and is classified as "Very High". (source: Lipper) "Very High" includes funds with VF that are more than 11.1 (source: Lipper). The VF means there is a possibility for the fund in generating an upside return or downside return around this VF. The Volatility Class (VC) is assigned by Lipper based on quintile ranks of VF for qualified funds. VF is subject to monthly revision and VC will be revised every six months. The fund's portfolio may have changed since this date and there is no guarantee that the fund will continue to have the same VF or VC in the future. Presently, only funds launched in the market for at least 36 months will display the VF and its VC. The VC referred to was dated 31 December 2019 which is calculated once every six months and is valid until its next calculation date, i.e. 30 June 2020.

A Product Highlights Sheet ("PHS") highlighting the key features and risks of the Fund is available and investors have the right to request for a PHS. Investors are advised to obtain, read and understand the PHS and the contents of the Master Prospectus dated 3 September 2017 and its supplementary(ies) (if any) ("the Master Prospectus") before investing. The Master Prospectus has been registered with the Securities Commission Malaysia who takes no responsibility for its contents. Amongst others, investors should consider the fees and charges involved. Investors should also note that the price of units and distributions payable, if any, may go down as well as up. Where a distribution is declared, investors are advised that following the issue of additional units/distribution, the NAV per unit will be reduced from cum-distribution NAV to ex-distribution NAV. Any issue of units to which the Master Prospectus relates will only be made on receipt of a form of application referred to in the Master Prospectus. For more details, please call 1-800-88-3175 for a copy of the PHS and the Master Prospectus or collect one from any of our branches or authorised distributors.

The Manager wishes to highlight the specific risks of the Fund are Pre-IPO and IPO risk, country risk, currency risk and market risk. These risks and other general risks are elaborated in the Master Prospectus.

This factsheet is prepared for information purposes only. It does not have regard to the specific investment objectives, financial situation and the particular needs of any specific person who may receive it. Past performance is not necessarily a guide to future performance. Returns may vary from year to year.