

RHB ASIAN TOTAL RETURN FUND

This Fund aims to provide stable current income and capital appreciation by investing in debt securities issued by Asian corporations, financial institutions, governments and their agencies (including money market instruments).

INVESTOR PROFILE

This Fund is suitable for investors who:

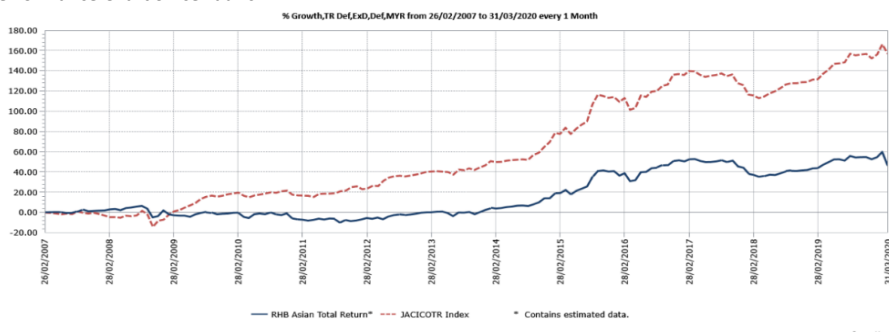
- have moderate risk profile.

INVESTMENT STRATEGY

- At least 95% of NAV: Investments in a target fund i.e. the United Asian Bond Fund.
- Up to 5% of NAV: Investments in liquid assets to provide for liquidity purpose.

FUND PERFORMANCE ANALYSIS

Performance Chart Since Launch*



Cumulative Performance (%)*

	1 Month	3 Months	6 Months	YTD
Fund	-8.52	-4.18	-5.29	-4.18
Benchmark	-3.49	1.81	0.61	1.81

	1 Year	3 Years	5 Years	Since Launch
Fund	-0.65	-4.18	19.92	46.35
Benchmark	8.29	7.24	39.77	156.81

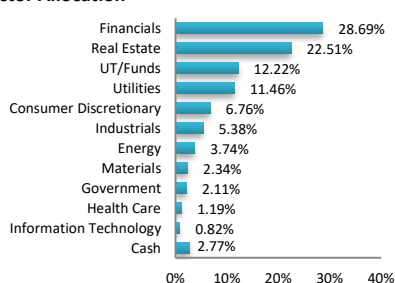
Calendar Year Performance (%)*

	2019	2018	2017	2016	2015
Fund	7.48	-1.29	-4.96	7.42	23.86
Benchmark	10.21	1.33	-4.57	10.56	26.24

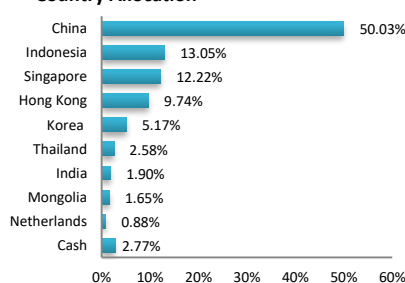
Source: Lipper IM

FUND PORTFOLIO ANALYSIS

Sector Allocation*



Country Allocation*



Top Holdings (%)*

UNITED ASIAN HIGH YIELD BOND FUND - CLASS SGD DIST	8.04
HUARONG FINANCE 2019 COMPANY GUAR REGS 05/29 4.5	3.80
GUANGXI COMM INVEST GR SR UNSECURED REGS 09/22 3.5	3.75
PERUSAHAAN LISTRIK NEGAR SR UNSECURED REGS 05/27 4.125	3.69
FRANSHION BRILLIANT LTD COMPANY GUAR REGS 07/29 4.25	3.49

*As percentage of NAV

*Source: UOBAM, 31 March 2020. Exposure in UOB Asian Bond Fund - 97.21%

FUND STATISTICS

Historical NAV (RM)

	1 Month	12 Months	Since Launch
High	0.7062	0.7149	0.7149
Low	0.6419	0.6419	0.3948

Source: Lipper IM

RHB ASIAN TOTAL RETURN FUND

This Fund aims to provide stable current income and capital appreciation by investing in debt securities issued by Asian corporations, financial institutions, governments and their agencies (including money market instruments).

MANAGER'S COMMENTS

MARKET OUTLOOK AND STRATEGY

Looking ahead, the Target Fund Manager is inclined to stay slightly negative in Asia credit bonds despite the highly attractive spread valuation after recent massive credit spread widening. Recent sharp indiscriminate sell-off across almost all assets classes with the exception of US treasury were a clear reflection that investors had lost confidence in the ability of countries to control this virus widespread. Any regain of this investors' confidence in the near term may need clear evidence of global cases stabilising, uplift of lockdown measures, continued committed efforts of global central banks to support the economic growth and potential vaccine cure.

Overall, the Target Fund Manager continues to advocate defensive carry strategy in 2020, need to stay calm and ride through this tide. Anchored Asian demand and manageable supply will remain as a favourable technical contributor towards returns for Asia Credit asset into 2020. The Target Fund Manager will continue to scrutinize issuers' profile for adequacy and will advocate more defensive positioning, including keeping more cash in the near term. On the duration strategy, the Target Fund Manager will be staying broadly neutral in overall duration though the Target Fund Manager may engage in tactical duration positioning.

Having said that, upon the easing or turnaround of events, these enormous easing and liquidity pumped into the global system will likely be a strong catalyst for a sharp market rebound as everyone will be seeking to put cash back to work and carry hunting. Meanwhile, ability to stay calm and ride through this tide will definitely bring very decent returns on a medium term investment horizon.

DISCLAIMER:

Based on the fund's portfolio returns as at 10 March 2020, the Volatility Factor (VF) for this fund is 5.4 and is classified as "Low". (source: Lipper) "Low" includes funds with VF that are above 1.8 but not more than 6.1 (source: Lipper). The VF means there is a possibility for the fund in generating an upside return or downside return around this VF. The Volatility Class (VC) is assigned by Lipper based on quintile ranks of VF for qualified funds. VF is subject to monthly revision and VC will be revised every six months. The fund's portfolio may have changed since this date and there is no guarantee that the fund will continue to have the same VF or VC in the future. Presently, only funds launched in the market for at least 36 months will display the VF and its VC. The VC referred to was dated 31 December 2019 which is calculated once every six months and is valid until its next calculation date, i.e. 30 June 2020.

A Product Highlights Sheet ("PHS") highlighting the key features and risks of the Fund is available and investors have the right to request for a PHS. Investors are advised to obtain, read and understand the PHS and the contents of the Master Prospectus dated 15 July 2017 and its supplementary(ies) (if any) ("the Master Prospectus") before investing. The Master Prospectus has been registered with the Securities Commission Malaysia who takes no responsibility for its contents. Amongst others, investors should consider the fees and charges involved. Investors should also note that the price of units and distributions payable, if any, may go down as well as up. Where a distribution is declared, investors are advised that following the issue of additional units/distribution, the NAV per unit will be reduced from cum-distribution NAV to ex-distribution NAV. Any issue of units to which the Master Prospectus relates will only be made on receipt of a form of application referred to in the Master Prospectus. For more details, please call 1-800-88-3175 for a copy of the PHS and the Master Prospectus or collect one from any of our branches or authorised distributors.

The Manager wishes to highlight the specific risks of the Fund are currency risk, liquidity risk, income distribution risk, risk of substantial redemptions and suspension of NAV calculation / limitation of redemption payments. These risks and other general risks are elaborated in the Master Prospectus.

This factsheet is prepared for information purposes only. It does not have regard to the specific investment objectives, financial situation and the particular needs of any specific person who may receive it. Past performance is not necessarily a guide to future performance. Returns may vary from year to year.