

### RHB GLOBAL NEW STARS FUND

This Fund aims to achieve medium to long term capital appreciation by investing in initial public offerings ("IPOs"), pre-IPO securities, post-IPO listed securities, debt securities and/or deposits.

#### INVESTMENT STRATEGY

- Up to 98% of NAV: Investments in post-IPO listed securities of approved markets issued within 3 years of their IPOs at the time of investment and securities offered through IPOs which have been approved for listing in the approved markets ("Post-IPO Portion" and "IPO Portion").
- Up to 10% of NAV: Investments in privately placed pre-IPO securities of companies which are established in the approved markets, that is pre-IPO deals of which the investee companies are targeting to obtain a listing on an approved stock exchange, and other corporate finance deals ("Pre-IPO Portion").
- 2% - 5% of NAV: Investments in liquid assets.

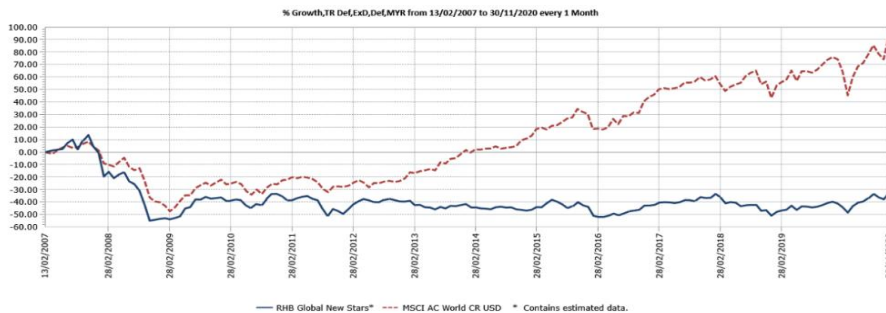
#### INVESTOR PROFILE

This Fund is suitable for investors who:

- are optimistic about investments in companies in the early growth stages;
- wish to participate in the potential upside of IPO;
- seek an investment well diversified across global markets;
- are fairly aggressive and willing to accept moderate to high risk in their investments; and
- prefer capital growth over a medium to long term period.

#### FUND PERFORMANCE ANALYSIS

##### Performance Chart Since Launch\*



##### Cumulative Performance (%)\*

	1 Month	3 Months	6 Months	YTD
Fund	7.93	0.73	13.03	11.59
Benchmark	10.02	3.39	13.72	8.94

	1 Year	3 Years	5 Years	Since Launch
Fund	13.56	6.37	16.49	-33.05
Benchmark	10.32	21.86	45.07	91.64

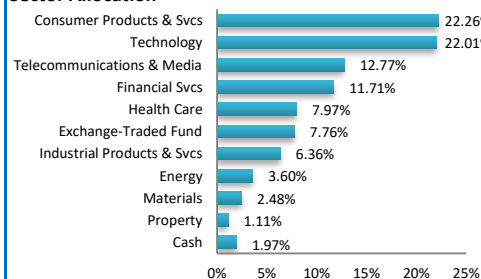
##### Calendar Year Performance (%)\*

	2019	2018	2017	2016	2015
Fund	22.78	-22.60	10.38	1.77	6.38
Benchmark	22.79	-9.31	9.72	10.36	17.57

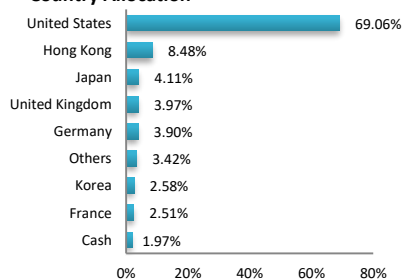
Source: Lipper IM

#### FUND PORTFOLIO ANALYSIS

##### Sector Allocation\*



##### Country Allocation\*



##### Top Holdings (%)\*

ALPHABET INC	5.36
AMAZON.COM INC	4.07
APPLE INC	4.06
MICROSOFT CORP	3.42
NVIDIA CORP	2.38

\*As percentage of NAV

#### FUND STATISTICS

##### Historical NAV (RM)

	1 Month	12 Months	Since Launch
High	0.3207	0.3207	0.5417
Low	0.2926	0.2202	0.2098

Source: Lipper IM

## RHB GLOBAL NEW STARS FUND

This Fund aims to achieve medium to long term capital appreciation by investing in initial public offerings ("IPOs"), pre-IPO securities, post-IPO listed securities, debt securities and/or deposits.

### MANAGER'S COMMENTS

#### MARKET REVIEW

Major bourses, boosted by positive narratives, recorded strong gains in the month of November. These include heightened vaccines optimism, relatively good US macro data (strong PMI), optimism over the Donald Trump–Joe Biden transition and Janet Yellen's nomination to become the next US treasury secretary. The global equity markets gained 12.2% in November, bringing the year to date return to 9.4%. Energy was the best performing sector, gaining 25.4% in just a month. However, the sector still underperforming year to date with a -34.3% decline. Within regions, Asia ex-Japan (+8.0%) underperformed, while the US (+11.4%), Europe (+17.1%), UK (+16.4%) and Japan (+12.5%) outperformed.

Vaccine results from AstraZeneca and Oxford University brought another wave of optimism. Even if this vaccine is less effective (70% efficacy) than the other two (95% efficacy), it seems to be a far more practical solution from a logistical point of view, as it would be easier to distribute beyond the developed markets. The AstraZeneca vaccine only needs regular refrigerator temperature, whereas Pfizer and Moderna require special freezers (-70 degree Celsius) and ordinary freezers (-20 degree Celsius) respectively. Following encouraging trial results from Pfizer-BioNTech, Moderna and AstraZeneca, the FDA is likely to approve the Pfizer-BioNTech and Moderna vaccines in coming weeks with FDA Advisory Committee meetings on December 10 and possibly December 17 respectively.

Around 60-70% of the global population will need to be inoculated in order to fully break the link between the virus and economic activity. Given the scale (world population of 7.8 billion people) and the number of vaccines being developed requiring two doses (days between two doses ranging from 14-28 days), as well as the lack of global burden coordination, we may see mass vaccination globally occurring at a gradual pace, preventing a full normalization of mobility and cross-border flows. Looking more broadly, large shares of the population are likely to be vaccinated by late Q2 in all major developed markets.

Sentiment is being buoyed by two incrementally positive stories out from the United States. First, after weeks of delays, the US General Services Admission Administrator finally sent a letter to President-Elect Joe Biden, indicating that the agency is ready to make transition resources available to him and his team. News that Donald Trump seems ready to accept that the transition to Biden must begin was welcomed by the market. Adding to that President-Elect Joe Biden nominated former Federal Reserve Chair Janet Yellen to be the next US Treasury secretary. The relationship between Treasury and the Fed has been damaged and this move would help mend fences and improve coordination.

The highlight of the November 4-5 FOMC meeting minutes was the lengthy discussion of the Fed's strategy regarding asset purchases. For treasury purchases, there are three options: increasing the pace of purchases, extending the maturity of purchases, or lengthening the horizon over which purchases are conducted. The market expects the FOMC to extend the average maturity of its asset purchases at the December meeting, alongside introducing outcome-based forward guidance with thresholds somewhat softer than those for liftoff. FOMC participants agreed that the current monetary policy stance was appropriate and that an accommodative stance was "essential" to foster economic recovery.

The Regional Comprehensive Economic Partnership (RCEP), the world's largest trade agreement, was signed on 15 November 2020. With its 15 members, it covers a market of 2.2 billion people and \$26.2 trillion worth of global output. This accounts for 30% of global population and economy. China, Japan and Korea, as the largest economies, are the biggest gainers from the RCEP in absolute USD terms. Japan and Korea are also the major beneficiaries amongst the 15 RCEP members as measured by the incremental % change in real income, followed by Malaysia, Vietnam and Thailand.

The US fired another salvo at Chinese corporates. This executive order targets Chinese firms with relationships with the military. The measure prohibits US investors from buying or selling shares of these companies.

On 10 November 2020, China's market regulator, the State Administration for Market Regulation (SAMR), released draft Anti-Monopoly Rules aimed at internet platforms. The new draft seeks to drive healthier competition in China's platform/digital economy, better alignment of interests among merchants, consumers and platforms, as well as to foster a long-term sustainable industry growth. It comes after regulators delayed the IPO of Ant Group.

#### STRATEGY

Vaccine from AstraZeneca and Oxford University not only can be stored in normal refrigerator, it also has a longer storage life of at least 6 months, allowing more time for distribution.. This poses positive vaccine hopes to the emerging markets, where logistics and storage capabilities may be limited, and would help to sustain the rotation play into the underperforming emerging markets which are very lightly owned. Overall, we remain positive on Asia ex-Japan on prospects of growth uptick and within which, we added to ASEAN while remain positive for China in the medium term. With the China is at the forefront of restarting the economy, controlling the spread and more policy space to revive activity. The speed and effectiveness at which China was able to deal with the virus while avoiding wide-scale shutdowns mitigate downside risk that concerned the market. We will remain cautious on the ongoing US-China tensions.

Within developed markets, we prefer US relatively on the longer run as it has more policy space versus other developed markets, but key risks such as increasing new COVID-19 cases and the outcome of the US stimulus. We remain tactical in the near term on US. Overall, we remain opportunistic and prefer stocks that have a healthy balance sheet, visible earnings growth and valuations support.

#### DISCLAIMER:

Based on the fund's portfolio returns as at 10 November 2020, the Volatility Factor (VF) for this fund is 15.8 and is classified as "High". (source: Lipper) "High" includes funds with VF that are above 12.8 but not more than 15.4 (source: Lipper). The VF means there is a possibility for the fund in generating an upside return or downside return around this VF. The Volatility Class (VC) is assigned by Lipper based on quintile ranks of VF for qualified funds. VF is subject to monthly revision and VC will be revised every six months. The fund's portfolio may have changed since this date and there is no guarantee that the fund will continue to have the same VF or VC in the future. Presently, only funds launched in the market for at least 36 months will display the VF and its VC. The VC referred to was dated 30 June 2020 which is calculated once every six months and is valid until its next calculation date, i.e. 31 December 2020.

A Product Highlights Sheet ("PHS") highlighting the key features and risks of the Fund is available and investors have the right to request for a PHS. Investors are advised to obtain, read and understand the contents of the PHS and Master Prospectus dated 3 September 2017 and its supplementary(ies) (if any) ("collectively known as the Master Prospectus") before investing. The Master Prospectus has been registered with the Securities Commission Malaysia ("SC") who takes no responsibility for its contents. The SC's approval or authorization, or the registration of the Master Prospectus should not be taken to indicate that the SC has recommended the fund. Amongst others, investors should consider the fees and charges involved. Investors should also note that the price of units and distributions payable, if any, may go down as well as up. Where a distribution is declared, investors are advised that following the issue of additional units/distribution, the NAV per unit will be reduced from cum-distribution NAV to ex-distribution NAV. Any issue of units to which the Master Prospectus relates will only be made on receipt of a form of application referred to in the Master Prospectus. For more details, please call 1-800-88-3175 for a copy of the PHS and the Master Prospectus or collect one from any of our branches or authorised distributors. If in any doubt, consult your banker, lawyer, stockbroker or an independent financial adviser.

The Manager wishes to highlight the specific risks of the Fund are Pre-IPO and IPO risk, country risk, currency risk and market risk. These risks and other general risks are elaborated in the Master Prospectus.

This Fund Factsheet is prepared for information purposes only. It does not have regard to the specific investment objectives, financial situation and the particular needs of any specific person who may receive it. Past performance is not necessarily a guide to future performance. Returns may vary from year to year.

This Fund Factsheet has not been reviewed by the SC.

RHB Asset Management Sdn Bhd (174588-x)

Head Office: Level 8, Tower 2 & 3, RHB Centre, 50400 Kuala Lumpur

General Line: 603-9205 8000

[www.rhbgroup.com](http://www.rhbgroup.com)

 RHB Group
  @RHBGroup
  RHB Group
  RHBGroup

RHB Asset Management Sdn Bhd (174588-X)

