

RHB-OSK FOCUS BOND FUND – ENHANCED (formerly known as OSK-UOB FOCUS BOND FUND – ENHANCED)

The Fund aims to provide regular income during the tenure of the Fund and capital appreciation at its maturity date primarily from a concentrated portfolio of global debt instruments / bonds.

INVESTOR PROFILE

This Fund Is Suitable For Investors Who:

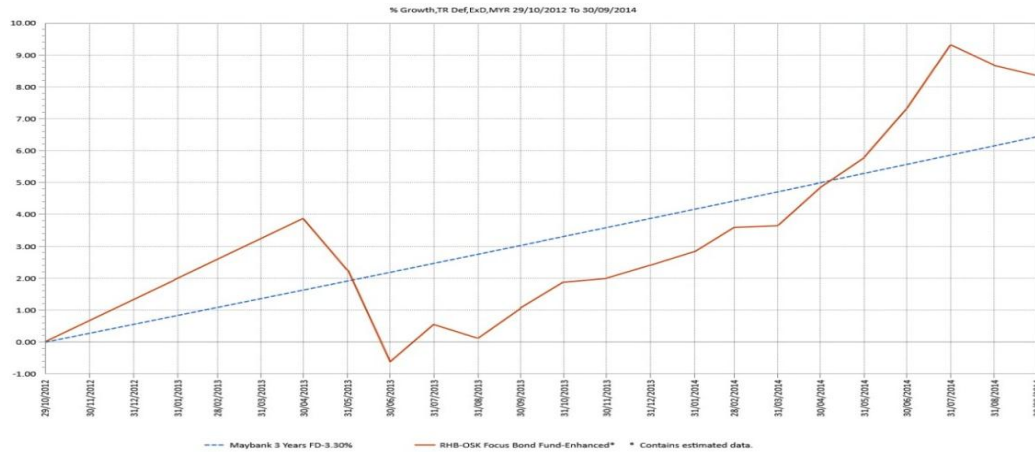
- are moderate to conservative;
- seek returns from the income accumulated and/or capital appreciation from a global debt instruments / bonds portfolio with potential additional returns from investment in an option; and
- have a medium term (i.e. 3 years) investment horizon.

INVESTMENT STRATEGY

- 92% - 100% of NAV : Investments in global debt instruments / bonds.
- Up to 3% of NAV: Investments in the YES Option.
- Up to 5% of NAV: Investments in liquid assets including money market instruments and deposits with financial institutions.

FUND PERFORMANCE ANALYSIS

Performance Chart Since Launch*



Cumulative Performance (%)*

	1 Month	3 Months	6 Months	YTD
Fund	-0.29	0.98	4.54	5.81
Benchmark	0.27	0.82	1.64	2.46

	1 Year	Since Launch
Fund	7.23	8.35
Benchmark	3.30	6.43

Calendar Year Performance (%)*

	2013
Fund	1.05
Benchmark	3.30

*Source: Lipper IM

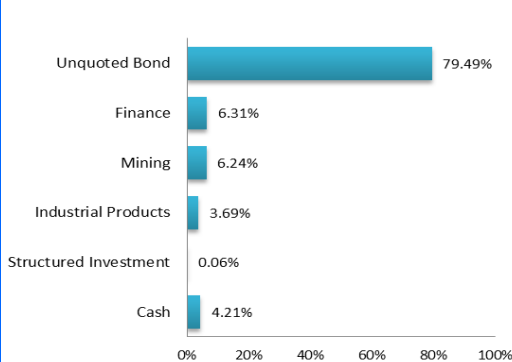
FUND DETAILS

Investment Manager	RHB Asset Management Sdn. Bhd.(formerly known as RHB Investment Management Sdn Bhd)
Trustee	HSBC (Malaysia) Trustee Bhd
Fund Category	Bond Fund (Closed Ended)
Fund Type	Income Fund
Launch Date	03 September 2012
Maturity Date	29 October 2015
Unit NAV	RM1.0341
Fund Size (million)	RM106.28
Units In Circulation (million)	102.78
Financial Year End	31 October
MER (as at 31 October 2013)	0.09%
Min. Initial Investment	RM1,000.00
Min. Additional Investment	RM1,000.00
Benchmark	3-years FD rate by Malayan Banking Bhd
Sales Charge	Up to 3.00% of investment amount
Redemption Charge	< 3 years Maturity 1.00% Nil
Annual Management Fee	None
Annual Trustee Fee	0.08% p.a. of NAV, subject to a minimum of RM18,000 p.a.*
Switching Fee	Not available
Distribution Policy	Annually, if any

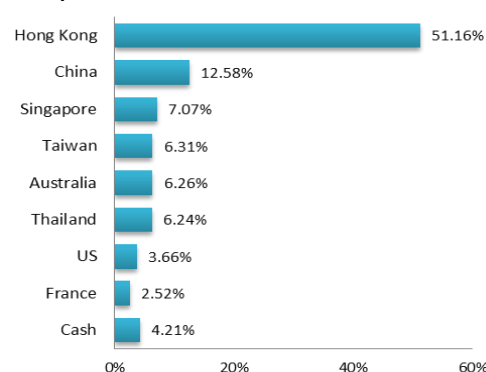
*For the purpose of computing the annual trustee fee, the NAV of the Fund is exclusive of the trustee fee for the relevant day.

FUND PORTFOLIO ANALYSIS

Sector Allocation*



Country Allocation*



Top Holdings (%)*

FAR EAST HORIZON -4.62%(06/03/17)	9.47
NOBLE GROUP LTD-4%(30/1/2016)	7.01
CATHAY UNITED BK-5.5%(05/10/2020)	6.31
NATIONAL CAP II-5.486%(29/12/2049)	6.26
PTT EXPLOR & PRD-4.875%(18/6/19)	6.24

*As percentage of NAV

FUND STATISTICS

Historical NAV (RM)

	1 Month	12 Months	Since Launch
High	1.0371	1.0433	1.0452
Low	1.0252	0.9679	0.9679

Source: Lipper IM

Historical Distributions (Last 1 Years) (Net)

	Distribution (sen)	Yield (%)
30 Oct 2013	4.6500	4.65

Source: RHB Asset Management Sdn. Bhd. (formerly known as RHB Investment Management Sdn Bhd)

RHB-OSK FOCUS BOND FUND – ENHANCED (formerly known as OSK-UOB FOCUS BOND FUND – ENHANCED)

The Fund aims to provide regular income during the tenure of the Fund and capital appreciation at its maturity date primarily from a concentrated portfolio of global debt instruments / bonds.

MANAGER'S COMMENTS

MARKET COLOUR

Yields in major government bond markets increased in the 10Y sector of yield curves in September. The move was the most pronounced for the US Treasury 10Y benchmark at approximately 15bps while the increase in yields was marginal for Germany, UK and Japan. In the first half of September, stronger economic data led to a bear steepening move in yield curves globally. A hawkish FOMC meeting, a softer tone to the economic data and weakness in equities in the second part of the month provided flattening pressure across yields curves (5Y-30Y area) with some reversal in longer dated yields. In September, divergence in monetary policies and economic growth became pronounced globally. While the ECB eased monetary policy further, the Fed edged closer to tightening its monetary policy. Economic developments and expected divergences in short dated rates had an effect on currency markets with US Dollar appreciating markedly during the month.

STRATEGY PERFORMANCE

The strategy's monthly performance was negative in September. Most of the underperformance was the result of a loss on long positions in Eurodollar futures as US data printed stronger at the beginning of the month. These long Eurodollar positions were reduced by the trend algorithm later in the month.

STRATEGY OUTLOOK

The strategy's performance suffered as economic data fluctuated and central bank commentary frequently led to significant reversals in market trends this year. We expect clearer trends to emerge and hence the strategy to benefit from such trends as we move closer to tightening of the monetary policy in the US and UK next year with some uncertainty removed about the timing of hikes. If the market continues choppy trading in the front end of yield curves, the strategy may lose money.

Overall conditions for credit may stay supported given low volatility, low rates, low growth and expectations of Euro & Japan QE. More supply is expected in October after holidays in Hong Kong and China. We note that valuations continue to look stretched from historical range and leave little room for disappointments. We remain selective on credit risk.

We will continue to be defensive and buy fair/cheap bonds and sell/take-profit on pricy bonds based on relative value to stay nimble amid market volatility. We will also participate in primary issues with attractive pricing to deploy cash selectively while taking profit on existing holdings.

MARKET REVIEW

Asia IG corporates widened 3bps on average in September, in line with the spread widening in US after being stable and resilient for most part of September. Global central banks continued to be dovish with Fed maintaining the key "considerable time" phrase in its statement and PBOC injecting RMB500 billion into the five major banks in the form of SLF (standard landing facility).

However, treasury still sold off significantly in the middle of the month in fears of any signs of tightening out of the FOMC meeting, dragging down bond prices. 2-year and 10-year US Treasury increased 8bps and 15bps respectively. Risk sentiment also took a nosedive towards the month end as Bill Gross shocked the market by announcing his exit from PIMCO to join Janus. Meanwhile in Asia, political unrest arose as pro-democracy protesters launched the "Occupy Central" campaign in Hong Kong which further dented market tone. Nevertheless, market it did not feel panicky and the sell-off was quite orderly, possibly demonstrating the strong technicals given still flushed liquidity and expectations of further stimulus from China and the ECB.

DISCLAIMER:

As this is a close-ended fund, units are no longer available for sale on the basis of the Prospectus dated 3 September 2012. Investors are advised to read and understand the contents of the Prospectus dated 3 September 2012, which has been registered with Securities Commission who takes no responsibility for its contents, before investing. Amongst others, investors should consider the fees and charges involved. Investors should also note that the price of units and distributions payable, if any, may go down as well as up. Where a distribution is declared, investors are advised that following the issue of additional units/distribution, the NAV per unit will be reduced from cum-distribution NAV to ex-distribution NAV. Any issue of units to which the Prospectus relates will only be made on receipt of a form of application referred to in the Prospectus. For more details, please call 1-800-88-3175 for a copy of the Prospectus or collect one from any of our branches or authorised distributors.

The Manager wishes to highlight the principal risk factors of the funds are credit/ default risk, currency risk, interest rate risk, liquidity risk, market risk, country risk, inflation/purchasing power risk, concentration risk, mismatch risk and YES option risk. These risks and other general risk are elaborated in the Prospectus.

This factsheet is prepared for information purposes only. It does not have regard to the specific investment objectives, financial situation and the particular needs of any specific person who may receive it. Past performance is not necessarily a guide to future performance. Returns may vary from year to year.