

RHB-OSK GLOBAL CAPITAL FUND

This Fund aims to achieve long term capital appreciation by investing, primarily, in securities issued by banks, finance companies, insurers and other corporations which carry on the business of financial services or which derive their revenues from subsidiaries carrying on the business of banking and/or financial services.

INVESTOR PROFILE

This Fund Is Suitable For Investors Who:

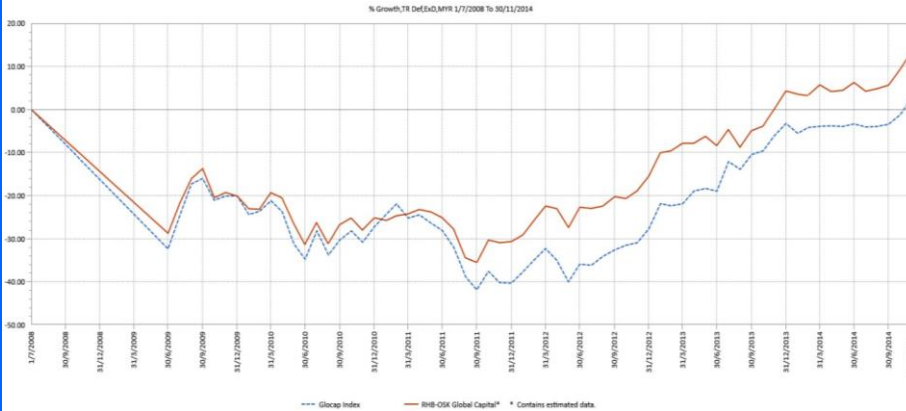
- seek investment opportunities in the global financial services sector;
- wish to invest in an established foreign fund managed by a renowned fund manager; and
- are willing to accept a higher risk in their investments to obtain potentially higher returns in the long term.

INVESTMENT STRATEGY

- At least 95% of NAV: Investments in the units of United Global Financials Fund.
- 2% - 5% of NAV: Investments in liquid assets including money market instruments and deposits with financial institutions.

FUND PERFORMANCE ANALYSIS

Performance Chart Since Launch*



Cumulative Performance (%)*

	1 Month	3 Months	6 Months	YTD
Fund	3.71	8.19	8.58	8.71
Benchmark	3.84	6.79	6.79	6.04

	1 Year	3 Years	5 Years	Since Launch
Fund	13.31	63.96	40.44	13.36
Benchmark	9.23	71.37	28.27	2.59

Calendar Year Performance (%)*

	2013	2012	2011	2010	2009
Fund	23.53	21.64	-7.29	-6.28	26.11
Benchmark	33.64	21.13	-18.16	-8.72	26.94

*Source: Lipper IM

FUND DETAILS

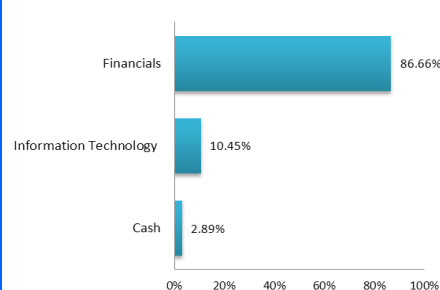
Investment Manager	RHB Asset Management Sdn. Bhd.
Trustee	HSBC (Malaysia) Trustee Bhd
Fund Category	Feeder Fund
Fund Type	Growth Fund
Launch Date	11 June 2008
Unit NAV	RM0.5667
Fund Size (million)	RM7.31
Units In Circulation (million)	12.90
Financial Year End	30 June
MER (as at 30 June 2014)	0.52%
Min. Initial Investment	RM1,000.00
Min. Additional Investment	RM100.00
Benchmark	MSCI World Financials Index (RM)
Sales Charge	Up to 5.50% of investment amount
Redemption Charge	None
Annual Management Fee	1.80% p.a. of NAV*
Annual Trustee Fee	Up to 0.08% p.a. of NAV*

Switching Fee	RM25.00 per switch
Redemption Period	Within 10 days after receipt of the request to repurchase
Cooling-Off Period	Within 6 business days from the date of receipt of application
Distribution Policy	Incidental

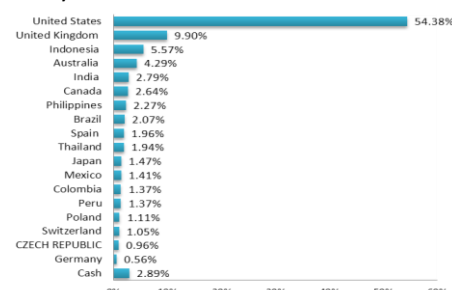
*For the purpose of computing the annual management fee and annual trustee fee, the NAV of the Fund is exclusive of the management fee and trustee fee for the relevant day.

FUND PORTFOLIO ANALYSIS

Sector Allocation*



Country Allocation*



Top Holdings (%)*

VISA INC - CLASS A SHARES	4.71
MASTERCARD INC - A	4.62
US BANCORP	4.53
WELLS FARGO & COMPANY	4.51
PNC FINANCIAL SERVICES	4.43

*As percentage of NAV

*Exposure in United Global Financials Fund - 97.69%

FUND STATISTICS

Historical NAV (RM)

	1 Month	12 Months	Since Launch
High	0.5668	0.5668	0.5668
Low	0.5465	0.4895	0.2127

Source: Lipper IM

Historical Distributions (Last 5 Years) (Net)

	Distribution (sen)	Yield (%)
30 Jun 2014	-	-
30 Jun 2013	-	-
30 Jun 2012	-	-
30 Jun 2011	-	-
30 Jun 2010	-	-

Source: RHB Asset Management Sdn. Bhd.

RHB-OSK GLOBAL CAPITAL FUND

This Fund aims to achieve long term capital appreciation by investing, primarily, in securities issued by banks, finance companies, insurers and other corporations which carry on the business of financial services or which derive their revenues from subsidiaries carrying on the business of banking and/or financial services.

MANAGER'S COMMENTS**MONTHLY MARKET REVIEW**

MSCI World Financials Index was up by 1.4% in Nov in US dollar terms. In Ringgit terms the Index was up 4.2% in Nov and was up 8.1% on a year-to-date basis. (total return basis). The Fund was up 3.7% in Oct and was up 8.7% on a year-to-date basis in ringgit terms.

The better performing holdings in November were;

Wirecard AG (Germany)
Axis Bank (India),
Partner Group Holdings (Switzerland),
Cielo (Brazil), and
Visa Inc – Class A (US)

A few drags on performance include:

Siam Commercial Bank Foreign (Thailand)
Grupo Financiero Banorte (Mexico)
Bancolombia SA – ADR (Colombia)
Admiral Group (UK), and
Australia and NZ Bank (Australia)

INVESTMENT STRATEGY

The Fund adopts a narrowly focused strategy investing in companies in the financial services sector, but it is broadly diversified in terms of geographic exposure.

The global financial sector continues to recovery from the distressed levels in the midst of the crisis as operating conditions improved.

The longer term outlook is positive, however, there are some near term challenges, namely the sovereign debt problems in Europe and pending implementation of regulatory reforms.

The fund continues to target opportunities that are less impacted by the near term challenges and has an attractive mix of high quality companies with strong underlying customer franchises.

In addition the Fund continues to target leading companies with exposure to high growth emerging markets.

We have positioned the Fund in higher growth fiduciary services segments and for ongoing improvement in credit loss trends which should support longer term growth.

DISCLAIMER:

Based on the fund's portfolio returns as at 15 November 2014, the Volatility Factor (VF) for this fund is 9.5 and is classified as "High". (source: Lipper) "High" includes funds with VF that are above 10.6 but not more than 13.0 (source: Lipper). The VF means there is a possibility for the fund in generating an upside return or downside return around this VF. The Volatility Class (VC) is assigned by Lipper based on quintile ranks of VF for qualified funds. VF is subject to monthly revision and VC will be revised every six months. The fund's portfolio may have changed since this date and there is no guarantee that the fund will continue to have the same VF or VC in the future. Presently, only funds launched in the market for at least 36 months will display the VF and its VC. The VC referred to was dated 30 June 2014 which is calculated once every six months and is valid until its next calculation date, i.e. 31 December 2014.

A Product Highlights Sheet ("PHS") highlighting the key features and risks of the Fund is available and investors have the right to request for a PHS. Investors are advised to obtain, read and understand the PHS and the contents of the Master Prospectus dated 1 December 2014 and its supplementary(ies) (if any) ("the Master Prospectus") before investing. The Master Prospectus has been registered with the Securities Commission Malaysia who takes no responsibility for its contents. Amongst others, investors should consider the fees and charges involved. Investors should also note that the price of units and distributions payable, if any, may go down as well as up. Where a distribution is declared, investors are advised that following the issue of additional units/distribution, the NAV per unit will be reduced from cum-distribution NAV to ex-distribution NAV. Any issue of units to which the Master Prospectus relates will only be made on receipt of a form of application referred to in the Master Prospectus. For more details, please call 1-800-88-3175 for a copy of the PHS and the Master Prospectus or collect one from any of our branches or authorised distributors.

The Manager wishes to highlight the specific risks of the Fund are management risk and foreign investment risks such as currency risk and country risk. The specific risks of the target fund are market risk in the global markets, risk of investments in warrants and options, foreign exchange risk, political risk, liquidity risk, derivatives risk, financial services sector risk, equity risk, broker risk, and counterparty risk. These risks and other general risks are elaborated in the Master Prospectus.

This factsheet is prepared for information purposes only. It does not have regard to the specific investment objectives, financial situation and the particular needs of any specific person who may receive it. Past performance is not necessarily a guide to future performance. Returns may vary from year to year.