

RHB-OSK GROWTH AND INCOME FOCUS TRUST (formerly known as OSK-UOB GROWTH AND INCOME FOCUS TRUST)

This Fund aims to achieve maximum total returns through a combination of long term growth of capital and current income.

INVESTOR PROFILE

This Fund Is Suitable For Investors Who:

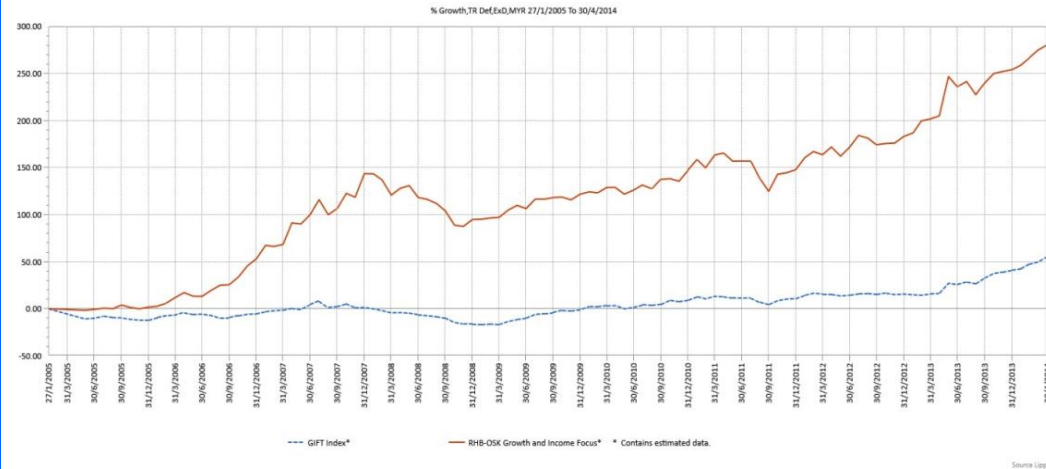
- seek long term capital appreciation through investments in high growth potential small cap securities whilst requiring the flexibility of a conservative portfolio of fixed income securities in order to capitalise and adapt to prevailing market conditions; and
- are willing to accept slightly higher risk in their investments than that normally associated with a general balanced fund in order to achieve long term capital growth and income.

INVESTMENT STRATEGY

- 30% - 70% of NAV: Investments in securities of companies with market capitalization of not more than RM750 million ("small cap securities").
- 30% - 70% of NAV: Investments in fixed income securities, money market instruments, cash and deposits with financial institutions.

FUND PERFORMANCE ANALYSIS

Performance Chart Since Launch*



Cumulative Performance (%)*

	1 Month	3 Months	6 Months	YTD
Fund	1.44	5.93	8.62	7.39
Benchmark	3.57	9.04	12.68	10.03

	1 Year	3 Years	5 Years	Since Launch
Fund	24.75	43.07	85.84	280.04
Benchmark	33.22	37.52	79.40	54.90

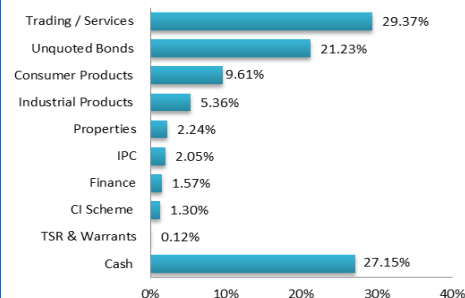
Calendar Year Performance (%)*

	2013	2012	2011	2010	2009
Fund	25.10	14.18	0.25	11.59	13.79
Benchmark	21.51	4.68	1.57	10.10	22.94

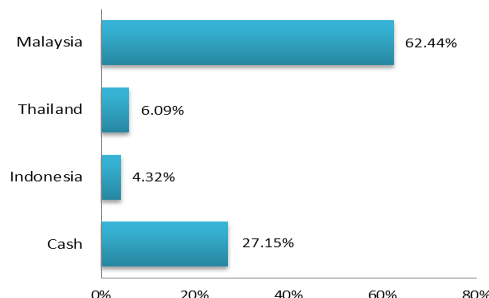
*Source: Lipper IM

FUND PORTFOLIO ANALYSIS

Sector Allocation*



Country Allocation*



Top Holdings (%)*

UZMA BERHAD	3.91
CAN-ONE BERHAD	3.03
BANGKOK AVIATION FUEL SER PLC-FOR	3.01
POWER ROOT BHD	2.94
CYPARK RESOURCES BHD	2.83

*As percentage of NAV

FUND DETAILS

Investment Manager	RHB Asset Management Sdn. Bhd. (formerly known as RHB Investment Management Sdn. Bhd.)
Trustee	HSBC (Malaysia) Trustee Bhd
Fund Category	Equity (Small Cap) / Bond Fund
Fund Type	High Growth and Income Fund
Launch Date	07 January 2005
Unit NAV	RM0.4593
Fund Size (million)	RM168.84
Units In Circulation (million)	367.63
Financial Year End	31 December
MER (as at 31 Dec 2013)	1.59%
Min. Initial Investment	RM200.00
Min. Additional Investment	Any amount
Benchmark	50% FBM Fledgling Index + 50% 12-month FD rate by Maybank Berhad
Sales Charge	Up to 5.26% of investment amount
Redemption Charge	None
Annual Management Fee	1.50% p.a. of NAV*
Annual Trustee Fee	Up to 0.07% p.a. of NAV*
Switching Fee	RM25.00 per switch
Redemption Period	Within 10 days after receipt of the request to repurchase
Cooling-Off Period	Within 6 business days from the date of receipt of application
Distribution Policy	Annually, if any

*For the purpose of computing the annual management fee and annual trustee fee, the NAV of the Fund is exclusive of the management fee and trustee fee for the relevant day.

FUND STATISTICS

Historical NAV (RM)

	1 Month	12 Months	Since Launch
High	0.4619	0.5087	0.9179
Low	0.4525	0.4277	0.4030

Source: Lipper IM

Historical Distributions (Last 5 Years) (Net)

	Distribution (sen)	Yield (%)
27 Dec 2013	7.8075	15.58
31 Dec 2012	7.4560	15.99
31 Dec 2011	8.1205	15.57
31 Dec 2010	8.1542	14.48
31 Dec 2009	8.0939	13.61

Source: RHB Asset Management Sdn. Bhd. (formerly known as RHB Investment Management Sdn. Bhd.)

RHB-OSK GROWTH AND INCOME FOCUS TRUST (formerly known as OSK-UOB GROWTH AND INCOME FOCUS TRUST)

This Fund aims to achieve maximum total returns through a combination of long term growth of capital and current income.

MANAGER'S COMMENTS**WHY GIFT TRUST?**

- Invest in mid to small cap companies that offer high growth potential
- Flexibility to invest between Malaysia and regional markets to capture the best opportunities
- Flexibility to shift between equities (up to 70%) and fixed income (up to 30%) depending on market conditions

MARKET REVIEW

For the month, the FBM KLCI rose 1.2% to close at 1,872 points. The broader market underperformed as the FBM EMAS rose 1.1% to close at 12,941 points. Small caps continued to perform well with the FBM Small Cap rising 1.8% to 17,426 points. Among regional bourses, Philippines and Thailand posted the biggest gains while Japan and Vietnam were laggards.

Petronas approved the Final Investment Decision (FID) for the development of the Pengerang Integrated Complex (PIC) in Southern Johor, Malaysia. The proposed PIC comprises a world scale Refinery and Petrochemical Integrated Development (RAPID) and other associated facilities. RAPID is estimated to cost about US\$16 bn while the associated facilities will involve an investment of about US\$11 bn.

Public Bank Berhad proposed a renounceable rights issue to raise gross proceeds of up to RM5bn. Alam Maritim Resources Berhad entered into a subscription agreement with Associated Land Sendirian Berhad and Caprice Capital Intl Ltd for the proposed issuance of new Alam Maritim shares at RM1.35 per share. The proceeds raised from the share issuance would be utilised mainly for the acquisition of a new vessel and repayment of bank borrowings. Sime Darby Berhad announced that it will dispose its 75% interest in Port Dickson Power Berhad and 100% interest in Sime Darby Biofuels Sdn Bhd for a total cash consideration of RM300m.

Local government bonds ended higher in April as foreign buying interest returned. On the local economic front, Malaysia's exports grew 12.3% yoy in February 2014. Industrial production output expanded by 6.7% yoy in February 2014. Inflation held steady at 3.5% yoy in March 2014. The 3-, 5-, 7-, 10- and 20-year benchmark yields declined by 1 to 10bps to 3.39%, 3.63%, 3.92%, 4.07% and 4.64% respectively.

Bank Negara Malaysia (BNM) governor Tan Sri Dr Zeti commented that there has not been any sign of second-round inflation. She added that the current environment of moderating consumption demand and expanding capacity is unlikely to produce an inflationary condition. Zeti also indicated that Malaysia did not suffer any disruption in credit flows and the US Federal Reserve's policy changes did not have an effect on Malaysia' real economy.

FUND REVIEW

GIFT's NAV posted a gain of 1.4%, underperforming its benchmark's (50% FBM Fledging Index + 50% 12-month fixed deposit) increase of 3.6%. The underperformance was mainly due to stock selection. The fund's top performing holdings were Multipolar, Malee Sampran, and Naim while laggards were Kumpulan Fima, Mega First, and Uzma.

FUND STRATEGY

- Overweight equities relative to fixed income
- Stock picking in Malaysia to drive outperformance
- Rotational play within foreign market

DISCLAIMER:

Based on the fund's portfolio returns as at 15 April 2014, the Volatility Factor (VF) for this fund is 13.3 and is classified as "Very High". (source: Lipper) "Very High" includes funds with VF that are above 13.1. (source: Lipper) The VF means there is a possibility for the fund in generating an upside return or downside return around this VF. The Volatility Class (VC) is assigned by Lipper based on quintile ranks of VF for qualified funds. VF is subject to monthly revision and VC will be revised every six months. The fund's portfolio may have changed since this date and there is no guarantee that the fund will continue to have the same VF or VC in the future. Presently, only funds launched in the market for at least 36 months will display the VF and its VC. The VC referred to was dated 31 December 2013 which is calculated once every six months and is valid until its next calculation date, i.e. 30 June 2014.

A Product Highlights Sheet ("PHS") highlighting the key features and risks of the Fund is available and investors have the right to request for a PHS. Investors are advised to obtain, read and understand the PHS and the contents of the Master Prospectus dated 1 December 2013 and its supplementary(ies) (if any) ("the Master Prospectus") before investing. The Master Prospectus has been registered with the Securities Commission Malaysia who takes no responsibility for its contents. Amongst others, investors should consider the fees and charges involved. Investors should also note that the price of units and distributions payable, if any, may go down as well as up. Where a distribution is declared, investors are advised that following the issue of additional units/distribution, the NAV per unit will be reduced from cum-distribution NAV to ex-distribution NAV. Any issue of units to which the Master Prospectus relates will only be made on receipt of a form of application referred to in the Master Prospectus. For more details, please call 1-800-88-3175 for a copy of the PHS and the Master Prospectus or collect one from any of our branches or authorised distributors.

The Manager wishes to highlight the specific risks for the Fund are liquidity of underlying investments, interest rate risk, credit / default risk, inflation / purchasing power risk, equity investment risks such as market risk and particular security risk. These risks and other general risks are elaborated in the Master Prospectus.

This factsheet is prepared for information purposes only. It does not have regard to the specific investment objectives, financial situation and the particular needs of any specific person who may receive it. Past performance is not necessarily a guide to future performance. Returns may vary from year to year.