

RHB-OSK INCOME FUND 2 (formerly known as OSK-UOB INCOME FUND)

This Fund aims to provide investors with higher than average income returns compared to fixed deposits over the medium to long term period through investments in a portfolio of predominantly quality fixed income securities with minimum risk to capital invested.

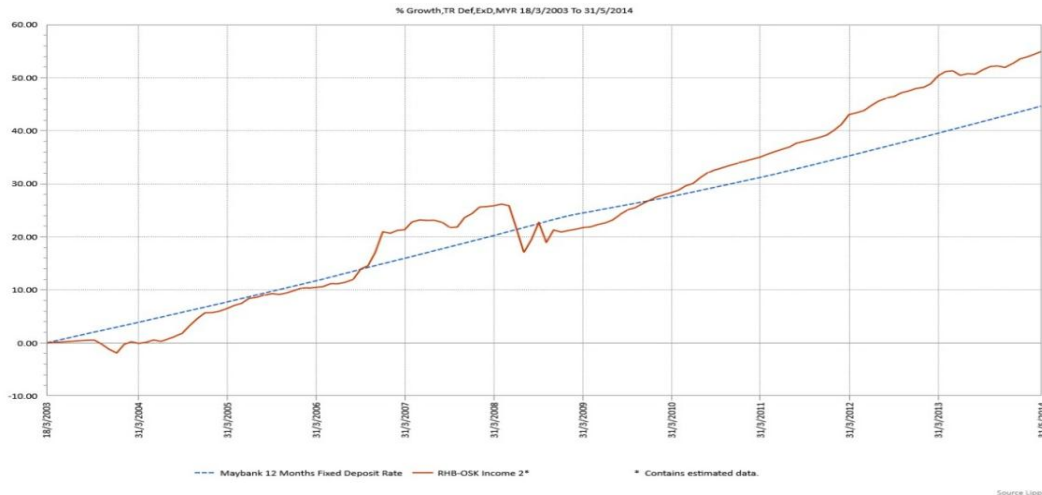
INVESTOR PROFILE

This Fund Is Suitable For Investors Who:

- are conservative;
- seek a steady income stream from their investments; and
- have a low to moderate risk tolerance with a medium to long term investment horizon.

FUND PERFORMANCE ANALYSIS

Performance Chart Since Launch*



Cumulative Performance (%)*

	1 Month	3 Months	6 Months	YTD
Fund	0.37	0.94	1.77	1.96
Benchmark	0.27	0.79	1.57	1.30

	1 Year	3 Years	5 Years	Since Launch
Fund	2.39	13.89	26.63	54.92
Benchmark	3.15	9.75	15.74	44.67

Calendar Year Performance (%)*

	2013	2012	2011	2010	2009
Fund	2.67	6.30	3.93	5.59	4.90
Benchmark	3.15	3.15	3.05	2.77	2.54

*Source: Lipper IM

INVESTMENT STRATEGY

- The Fund seeks to achieve its objective by investing substantially all of its assets in fixed income securities, money market instruments, cash and deposits with financial institutions.

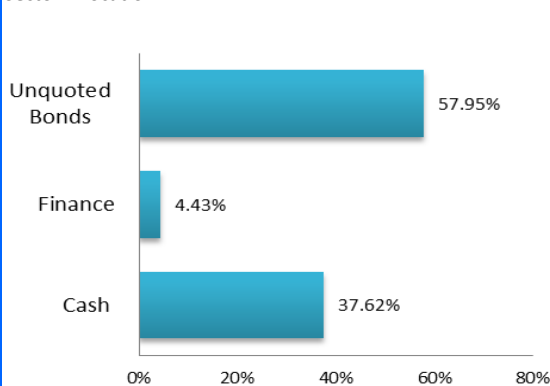
FUND DETAILS

Investment Manager	RHB Asset Management Sdn. Bhd. (formerly known as RHB Investment Management Sdn. Bhd.)
Trustee	HSBC (Malaysia) Trustee Bhd
Fund Category	Bond Fund
Fund Type	Income Fund
Launch Date	26 February 2003
Unit NAV	RM1.3388
Fund Size (million)	RM47.34
Units In Circulation (million)	35.36
Financial Year End	31 March
MER (as at 31 Mar 2014)	1.06%
Min. Initial Investment	RM1,000.00
Min. Additional Investment	RM1,000.00
Benchmark	12-month FD rate by Maybank Bhd
Sales Charge	None
Redemption Charge	None
Annual Management Fee	1.00% p.a. of NAV*
Annual Trustee Fee	Up to 0.07% p.a. of NAV*
Switching Fee	RM25.00 per switch
Redemption Period	Within 10 days after receipt the request to repurchase
Cooling-Off Period	Within 6 business days from the date of receipt of application
Distribution Policy	Annually, if any

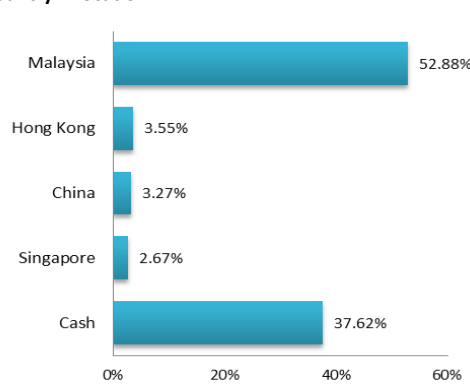
*For the purpose of computing the annual management fee and annual trustee fee, the NAV of the Fund is exclusive of the management fee and trustee fee for the relevant day.

FUND PORTFOLIO ANALYSIS

Sector Allocation*



Country Allocation*



Top Holdings (%)*

WESTSTAR CAPITAL-4.9%(30/11/2017)	8.47
GOLDEN ASSETS INT-4.35%(17/11/2017)	8.26
CIMB BK BHD SUBDEBT-4.30%(23/12/20)	5.29
RHB ISLAMIC BANK B-4.9%(15/05/2024)	4.43
AMBANK (M) BHD-4.45% (14/10/2022)	3.80

*As percentage of NAV

FUND STATISTICS

Historical NAV (RM)

	1 Month	12 Months	Since Launch
High	1.3387	1.3733	1.4155
Low	1.3338	1.3288	0.9812

Source: Lipper IM

Historical Distributions (Last 5 Years) (Net)

	Distribution (sen)	Yield (%)
31 Mar 2014	4.5000	3.32
31 Mar 2013	6.0000	4.36
31 Mar 2012	7.0620	5.12
31 Mar 2011	-	-
31 Mar 2010	-	-

Source: RHB Asset Management Sdn. Bhd. (formerly known as RHB Investment Management Sdn. Bhd.)

RHB-OSK INCOME FUND 2 (formerly known as OSK-UOB INCOME FUND)

This Fund aims to provide investors with higher than average income returns compared to fixed deposits over the medium to long term period through investments in a portfolio of predominantly quality fixed income securities with minimum risk to capital invested.

MANAGER'S COMMENTS

The hawkish tone from Bank Negara's Monetary Policy Committee ("MPC") meeting, as well as strong 1Q2014 GDP growth has caused the Malaysia Government Securities ("MGS") yield curve to underperform on the short end. The curve inched up by 10bps on the short end while tightened by 1 – 6bps on the long end, exhibiting a bearish flattening trend in May. At close, the 3-, 5-, 7-, 10-, 15-, 20- and 30-year MGS were traded at 3.48% (April: 3.38%), 3.72% (3.62%), 3.94% (3.94%), 4.03% (4.08%), 4.36% (4.42%), 4.59% (4.60%) and 4.89% (4.89%) respectively. Similar to the underperformance of MGS, Government Investment Issues ("GII") also bearish flatten with 3-, 5-, 7-, 10-, 15-year and 20-year benchmark yields transacted at 3.67% (April: 3.42%), 3.85% (3.81%), 4.12% (4.08%), 4.21% (4.23%), 4.50% (4.54%) and 4.85% (4.85%) respectively.

The 3 auctions in May – reopening of 20-year MGS (MGS 04/33, RM2.0bil, average yield 4.639%), new issuance of 3-year GII (GII 11/17, RM4.0bil, 3.678%) and reopening of 10-year MGS (MGS 07/24, RM3bil, 4.021%) received moderate bid-to-cover ratio of 2.88x, 2.47x and 2.36x respectively.

On the domestic economic front, March trade surplus narrowed slightly as both exports and imports declined sequentially. Export growth slowed to 8.4% YoY (February: 12.3% YoY, consensus: 9.2% YoY) and imports slowed sharply to 0.5% YoY (February: 9.5% YoY, consensus: 5.7% YoY). The trade surplus thus narrowed slightly to RM9.6bil (February: RM10.4bil). BNM kept Overnight Policy Rate on hold at 3%, as widely expected. However, the Central Bank's assessment of the global economy appears to have turned optimistic, with no reference to the recovery being "uneven". Private consumption is now expected to be "underpinned by stable income growth and favorable labor market condition" which suggests that private consumption growth may well exceed the 6.60% threshold. With the MPC thus concluding that "the degree of monetary accommodation may need to be adjusted", market has brought forward the interest rate hike scenario to the next MPC meeting in July. This is further supported by a strong GDP growth of 6.2% YoY in 1Q2014 (4Q2013: 5.1% YoY, consensus: 5.7% YoY), which leaves little room to delay rate hikes.

DISCLAIMER:

Based on the fund's portfolio returns as at 15 May 2014, the Volatility Factor (VF) for this fund is 1.1 and is classified as "Very Low". (source: Lipper) "Very Low" includes funds with VF that are not more than 1.3 (source: Lipper). The VF means there is a possibility for the fund in generating an upside return or downside return around this VF. The Volatility Class (VC) is assigned by Lipper based on quintile ranks of VF for qualified funds. VF is subject to monthly revision and VC will be revised every six months. The fund's portfolio may have changed since this date and there is no guarantee that the fund will continue to have the same VF or VC in the future. Presently, only funds launched in the market for at least 36 months will display the VF and its VC. The VC referred to was dated 31 December 2013 which is calculated once every six months and is valid until its next calculation date, i.e. 30 June 2014.

A Product Highlights Sheet ("PHS") highlighting the key features and risks of the Fund is available and investors have the right to request for a PHS. Investors are advised to obtain, read and understand the PHS and the contents of the Master Prospectus dated 1 December 2013 and its supplementary(ies) (if any) ("the Master Prospectus") before investing. The Master Prospectus has been registered with the Securities Commission Malaysia who takes no responsibility for its contents. Amongst others, investors should consider the fees and charges involved. Investors should also note that the price of units and distributions payable, if any, may go down as well as up. Where a distribution is declared, investors are advised that following the issue of additional units/distribution, the NAV per unit will be reduced from cum-distribution NAV to ex-distribution NAV. Any issue of units to which the Master Prospectus relates will only be made on receipt of a form of application referred to in the Master Prospectus. For more details, please call 1-800-88-3175 for a copy of the PHS and the Master Prospectus or collect one from any of our branches or authorised distributors.

The Manager wishes to highlight the specific risks of the Fund are higher level of risk than a portfolio diversifying its holdings across several asset classes, interest rate fluctuations, creditworthiness of the debt issuers, liquidity risk and risk of inflation. These risks and other general risks are elaborated in the Master Prospectus.

This factsheet is prepared for information purposes only. It does not have regard to the specific investment objectives, financial situation and the particular needs of any specific person who may receive it. Past performance is not necessarily a guide to future performance. Returns may vary from year to year.