

RHB-OSK MONEY MARKET FUND (formerly known as OSK-UOB MONEY MARKET FUND)

This Fund aims to provide investors with a high level of liquidity whilst providing reasonable returns by investing in low risk investments.

INVESTMENT STRATEGY

- 90% - 100% of NAV: Investments in debentures, money market instruments and placements of deposits with financial institutions ("permitted investments") which have a remaining maturity period of not more than 365 days.
- 0% - 10% of NAV: Investments in permitted investments which have a remaining maturity period of more than 365 days but less than 732 days.

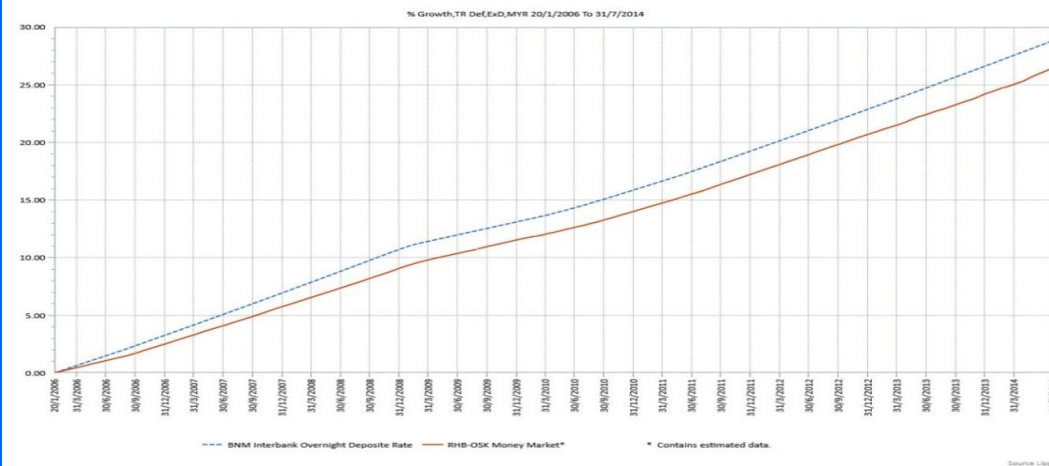
INVESTOR PROFILE

This Fund Is Suitable For Investors Who:

- require a high level of liquidity;
- are conservative and seek capital preservation;
- seek reasonable returns that commensurate with the low risks;
- prefer a short term investment horizon.

FUND PERFORMANCE ANALYSIS

Performance Chart Since Launch*



Cumulative Performance (%)*

	1 Month	3 Months	6 Months	YTD
Fund	0.28	0.90	1.61	1.84
Benchmark	0.26	0.76	1.50	1.75

	1 Year	3 Years	5 Years	Since Launch
Fund	3.08	9.25	14.40	26.49
Benchmark	3.03	9.39	14.85	28.82

Calendar Year Performance (%)*

	2013	2012	2011	2010	2009
Fund	2.91	2.96	2.82	2.24	2.22
Benchmark	3.04	3.04	2.92	2.44	2.15

*Source: Lipper IM

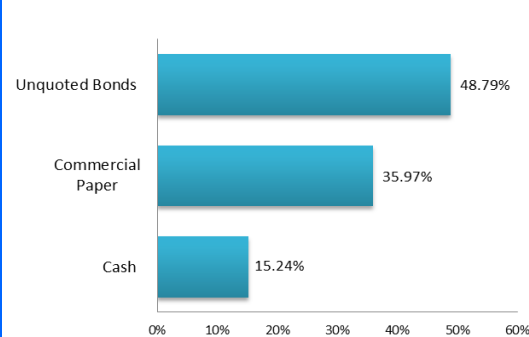
FUND DETAILS

Investment Manager	RHB Asset Management Sdn. Bhd. (formerly known as RHB Investment Management Sdn. Bhd.)
Trustee	HSBC (Malaysia) Trustee Bhd
Fund Category	Money Market Fund
Fund Type	Income Fund
Launch Date	20 January 2006
Unit NAV	RM1.0289
Fund Size (million)	RM263.56
Units In Circulation (million)	256.15
Financial Year End	31 December
MER (as at 31 Dec 2013)	0.56%
Min. Initial Investment	RM10,000.00
Min. Additional Investment	RM5,000.00
Benchmark	Interbank Overnight Deposit Rates as published by Bank Negara Malaysia
Sales Charge	None
Redemption Charge	None
Annual Management Fee	0.50% p.a. of NAV*
Annual Trustee Fee	Up to 0.05% p.a. of NAV*
Switching Fee	RM25.00 per switch
Redemption Period	Redemption monies to be paid the day following the next business day after receipt the request to repurchase
Cooling-Off Period	Within 6 business days from the date of receipt of application
Distribution Policy	Annually, if any

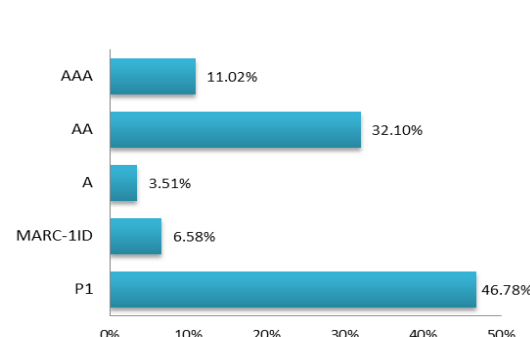
*For the purpose of computing the annual management fee and annual trustee fee, the NAV of the Fund is exclusive of the management fee and trustee fee for the relevant day.

FUND PORTFOLIO ANALYSIS

Sector Allocation*



Credit Profile*



Top Holdings (%)*

SUNWAY BERHAD-CP (04/08/2014)	11.38
SABAH CREDIT CORP-CP (28/08/2014)	11.35
BGSM MGMT SDN BHD-5.65%(26/12/2014)	5.98
SUNWAY BERHAD-CP (04/08/2014)	5.69
CIMB GROUP HLDG BHD-CP(4/09/2014)	5.67

Duration Profile (%)*

0-3 Months	53.64
3-6 Months	16.59
6-12 Months	14.91
>12 Months	14.86

*As percentage of NAV

FUND STATISTICS

Historical NAV (RM)

	1 Month	12 Months	Since Launch
High	1.0290	1.0371	1.0573
Low	1.0261	1.0102	1.0000

Source: Lipper IM

Historical Distributions (Last 5 Years) (Net)

	Distribution (sen)	Yield (%)
27 Dec 2013	2.7000	2.64
31 Dec 2012	2.6620	2.61
31 Dec 2011	2.7125	2.67
31 Dec 2010	2.2000	2.17
31 Dec 2009	2.2400	2.21

Source: RHB Asset Management Sdn. Bhd. (formerly known as RHB Investment Management Sdn. Bhd.)

RHB-OSK MONEY MARKET FUND (formerly known as OSK-UOB MONEY MARKET FUND)

This Fund aims to provide investors with a high level of liquidity whilst providing reasonable returns by investing in low risk investments.

MANAGER'S COMMENTS

The local bond market bullish flattened across the curve in July despite a 25bps hike in Overnight Policy Rate (“OPR”) on 10th July. The increase in OPR was well expected and the market interpreted the subsequent Monetary Policy Committee (“MPC”) statement as neutral. As a result, investors were seen adding duration to portfolio which caused the govvy yield curve flattened. At close, the 3-, 5-, 7-, 10-, 15-, 20- and 30-year MGS were traded at 3.47% (June: 3.51%), 3.66% (3.72%), 3.75% (3.91%), 3.89% (4.03%), 4.21% (4.33%), 4.29% (4.40%) and 4.64% (4.74%) respectively. Similar to the strong performance on MGS, Government Investment Issues (“GII”) also bullish flattened with 3-, 5-, 7-, 10-, 15-year and 20-year benchmark yields transacted at 3.60% (June: 3.65%), 3.78% (3.88%), 4.01% (4.10%), 4.14% (4.24%), 4.40% (4.53%) and 4.58% (4.70%) respectively.

The 2 auctions in July – reopening of 5-year MGS (MGS 10/19, RM3.0bil, average yield 3.688%) and reopening of 15-year GII (GII 12/28, RM1.5bil, 4.385%) received strong bid-to-cover ratio of 2.184x and 3.813x respectively.

On the domestic economic front, May trade surplus narrowed again to RM5.72bil (April: RM8.89bil) as imports outpaced exports. However, exports to EU expanded by 2.7% MoM in May (April: 4.5% MoM) but exports to US (May: -0.5% MoM, April: 9.7% MoM) and China (May: -2.3% MoM, April: 10.4% MoM) fell. With April-May seasonally adjusted exports 2.3% above 1Q2014, Malaysia’s 1H2014 growth has clearly benefited from better demand from developed markets. May IP rose 6.0% YoY (April: 4.9% YoY), led by manufacturing activities. Finally, BNM delivered a 25bps hike in OPR during the MPC meeting to 3.25% as expected. MPC’s assessment on inflation is still “above long-run average”, though demand pressure is “contained”. On this note, investors are taking cue that BNM is likely to pause on rate hike for the remaining of 2014. Lastly, June inflation edged up slightly to 3.3% YoY (May: 3.2% YoY), in line with market consensus.

DISCLAIMER:

Based on the fund’s portfolio returns as at 15 July 2014, the Volatility Factor (VF) for this fund is 0.1 and is classified as “Very Low”. (source: Lipper) “Very Low” includes funds with VF that are not more than 1.1 (source: Lipper). The VF means there is a possibility for the fund in generating an upside return or downside return around this VF. The Volatility Class (VC) is assigned by Lipper based on quintile ranks of VF for qualified funds. VF is subject to monthly revision and VC will be revised every six months. The fund’s portfolio may have changed since this date and there is no guarantee that the fund will continue to have the same VF or VC in the future. Presently, only funds launched in the market for at least 36 months will display the VF and its VC. The VC referred to was dated 30 June 2014 which is calculated once every six months and is valid until its next calculation date, i.e. 31 December 2014.

A Product Highlights Sheet (“PHS”) highlighting the key features and risks of the Fund is available and investors have the right to request for a PHS. Investors are advised to obtain, read and understand the PHS and the contents of the Master Prospectus dated 1 December 2013 and its supplementary(ies) (if any) (“the Master Prospectus”) before investing. The Master Prospectus has been registered with the Securities Commission Malaysia who takes no responsibility for its contents. Amongst others, investors should consider the fees and charges involved. Investors should also note that the price of units and distributions payable, if any, may go down as well as up. Where a distribution is declared, investors are advised that following the issue of additional units/distribution, the NAV per unit will be reduced from cum-distribution NAV to ex-distribution NAV. Any issue of units to which the Master Prospectus relates will only be made on receipt of a form of application referred to in the Master Prospectus. For more details, please call 1-800-88-3175 for a copy of the PHS and the Master Prospectus or collect one from any of our branches or authorised distributors.

The Manager wishes to highlight the specific risks of the Fund are interest rate risk, credit / default risk and inflation / purchasing power risk. These risks and other general risks are elaborated in the Master Prospectus.

This factsheet is prepared for information purposes only. It does not have regard to the specific investment objectives, financial situation and the particular needs of any specific person who may receive it. Past performance is not necessarily a guide to future performance. Returns may vary from year to year.