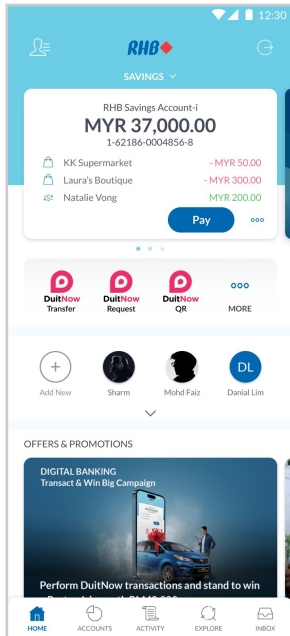


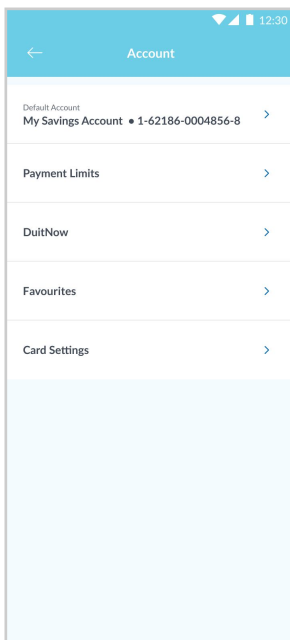
# How to add accounts as Favourites

Access your favourite accounts quickly and easily.



## Step 1

Log in to the RHB Mobile Banking App and tap on the settings at the top left corner.

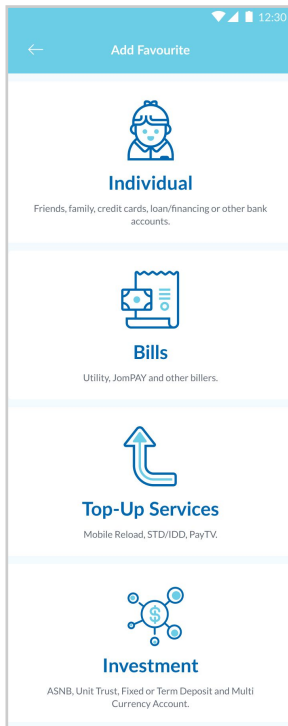


## Step 2

Go to 'Account', then 'Favourites'.

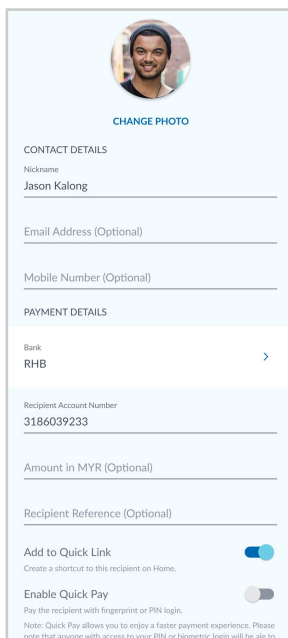
# How to add accounts as Favourites

Access your favourite accounts quickly and easily.



## Step 3

Add new Favourite by tapping the '+' sign and choose the type of services to add as favourite.

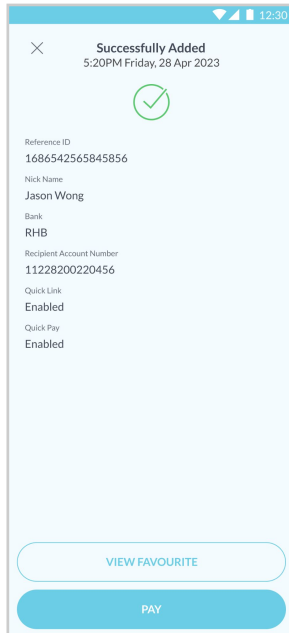


## Step 4

Fill in the details as requested and authorise.

# How to add accounts as Favourites

Access your favourite accounts quickly and easily.



## Step 5

A 'Successfully Added' message will appear once you have added your favourite transactions.