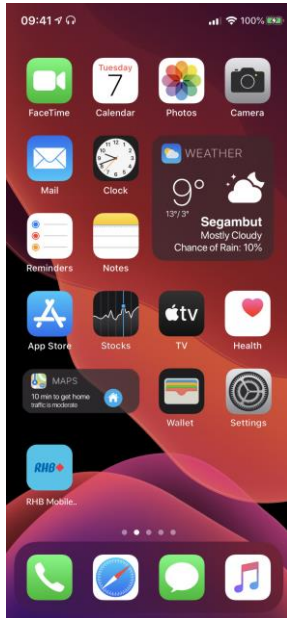


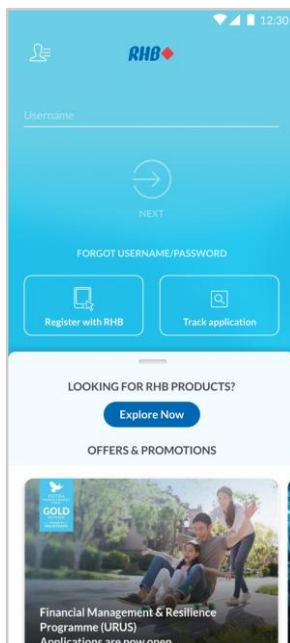
How to register as a Digital User.

Embark on your digital journey with us.



Step 1

Download the RHB Mobile Banking App from the Google Play Store or Apple App Store.

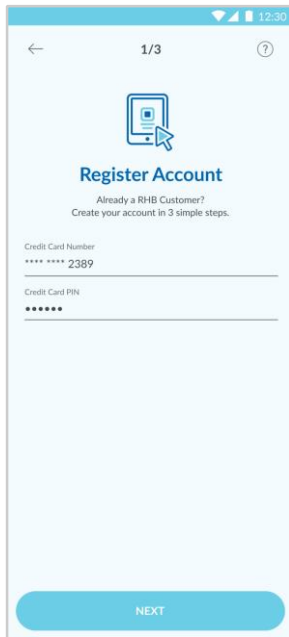


Step 2

Launch the app and tap on 'Register with RHB'.

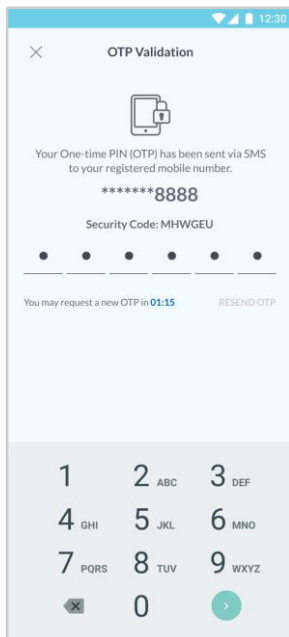
How to register as a Digital User.

Embark on your digital journey with us.



Step 3

Key in your Card Number and 6-digit Card Pin number.

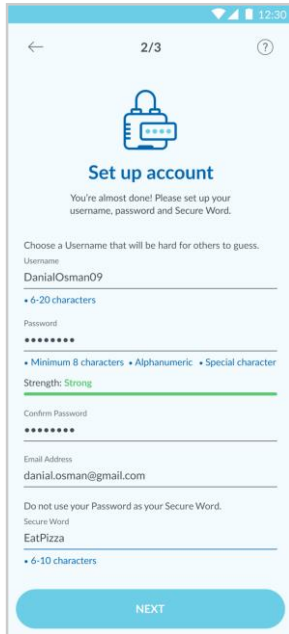


Step 4

Click Next and enter the One-Time Pin (OTP) number.

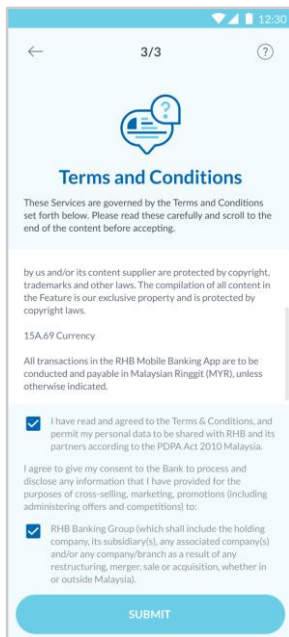
How to register as a Digital User.

Embark on your digital journey with us.



Step 5

Create your username, password, email address and your secure word.



Step 6

Next, accept the Terms & Conditions and click 'Submit'.

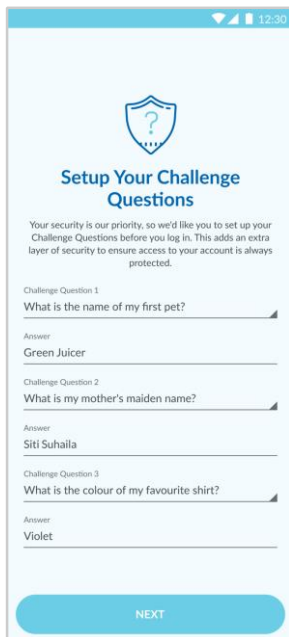
How to register as a Digital User.

Embark on your digital journey with us.



Step 7

Proceed to link your mobile device as your authorised device.



Step 8

Set up your Challenge Questions, Quick Login, Secure Plus and Register for DuitNow ID.

How to register as a Digital User.

Embark on your digital journey with us.



Step 9

Once successful, you will receive a welcome screen message[^].

[^]Starting 10 June 2023, you can only use your RHB Online Banking and Mobile Banking after 12-hour successful setup.