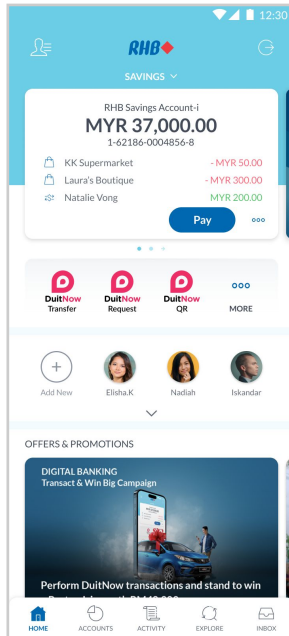


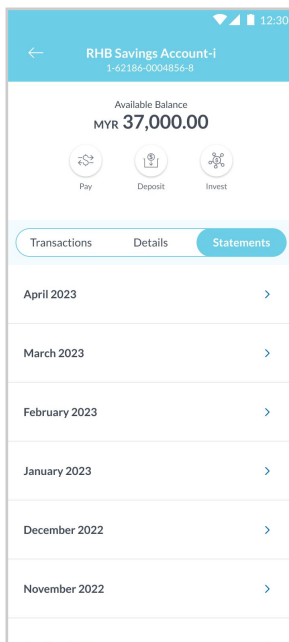
# How to request for e-statement

Easily access e-statements for your convenience.



## Step 1

Log in to the RHB Mobile Banking App and choose the account you would like your e-statement to be displayed on the dashboard.

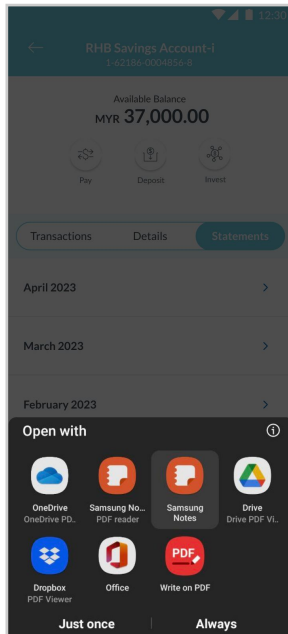


## Step 2

Click on the 'Statements' tab and select the statement month.

# How to request for e-statement

Easily access e-statements for your convenience.



## Step 3

Once done, you may proceed to download or share the e-statement file.