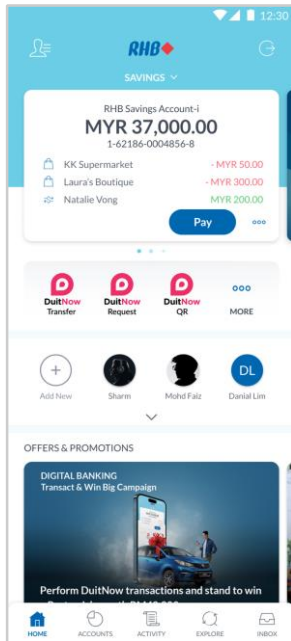


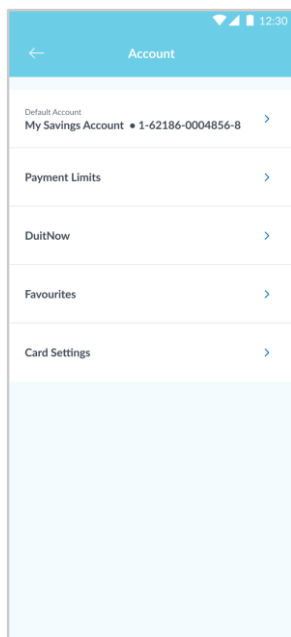
How to set a transaction limit

An extra layer of protection to help you spend responsibly.



Step 1

Log in to the RHB Mobile Banking App and tap on the setting on the top left.

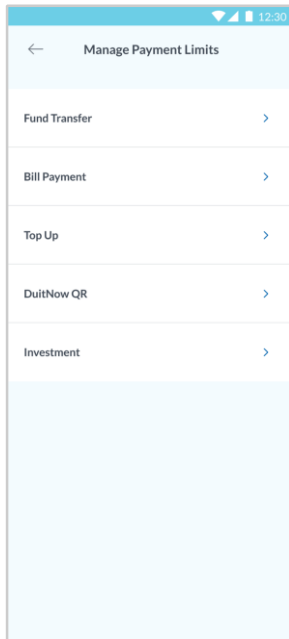


Step 2

Tap on Account then select Payment Limits.

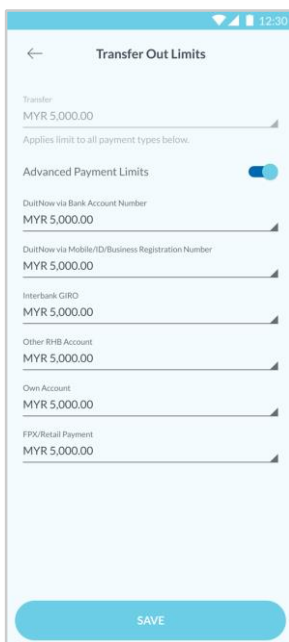
How to set a transaction limit

An extra layer of protection to help you spend responsibly.



Step 3

Choose the type of services you want to manage the payment limits.

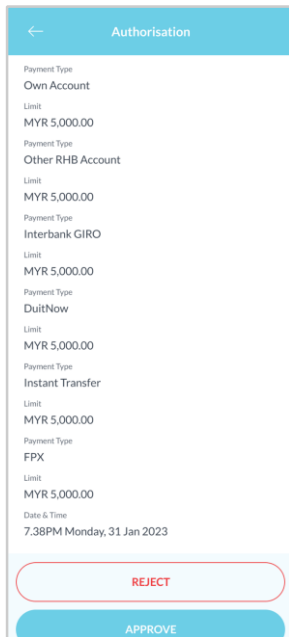


Step 4

Choose your desired payment limit of your choice.

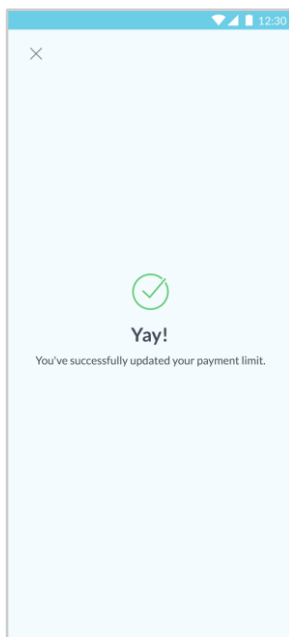
How to set a transaction limit

An extra layer of protection to help you spend responsibly.



Step 5

Authorise the transactions.



Step 6

You will receive a notification once successful.